

COLLEGE of CHARLESTON

2016 5-Years Post-Graduation Survey Results Class of 2010-2011

Background

- ❖ 1,655 alumni invited to participate.
- ❖ 239 responses; response rate of 14%.
- ❖ Survey emailed to students who graduated in August 2010, December 2010, and May 2011 with a B.A., B.S., or A.B. Degree.
- ❖ Survey administered November 18, 2016 - December 19, 2016 using Qualtrics online survey tool.

Current Employment

- ❖ 77% of respondents are currently employed full-time.
- ❖ 5% of respondents are employed part-time or have multiple jobs.
- ❖ 15% of respondents are employed in the Education and Library fields.
- ❖ 60% of respondents have a job that requires at least a Bachelor's Degree.
- ❖ 20% of respondents' current annual income range is \$40,000 - \$49,999.
- ❖ 59% of respondents' employment is moderately or highly related to their major.

Employment History

- ❖ 68% of respondents were able to find their first full-time position while enrolled as an undergraduate or during the first six months after graduation.
- ❖ 53% of respondents' first full-time job was in South Carolina.
- ❖ 39% of respondents received 1-2 job offers for full-time employment prior to graduation.

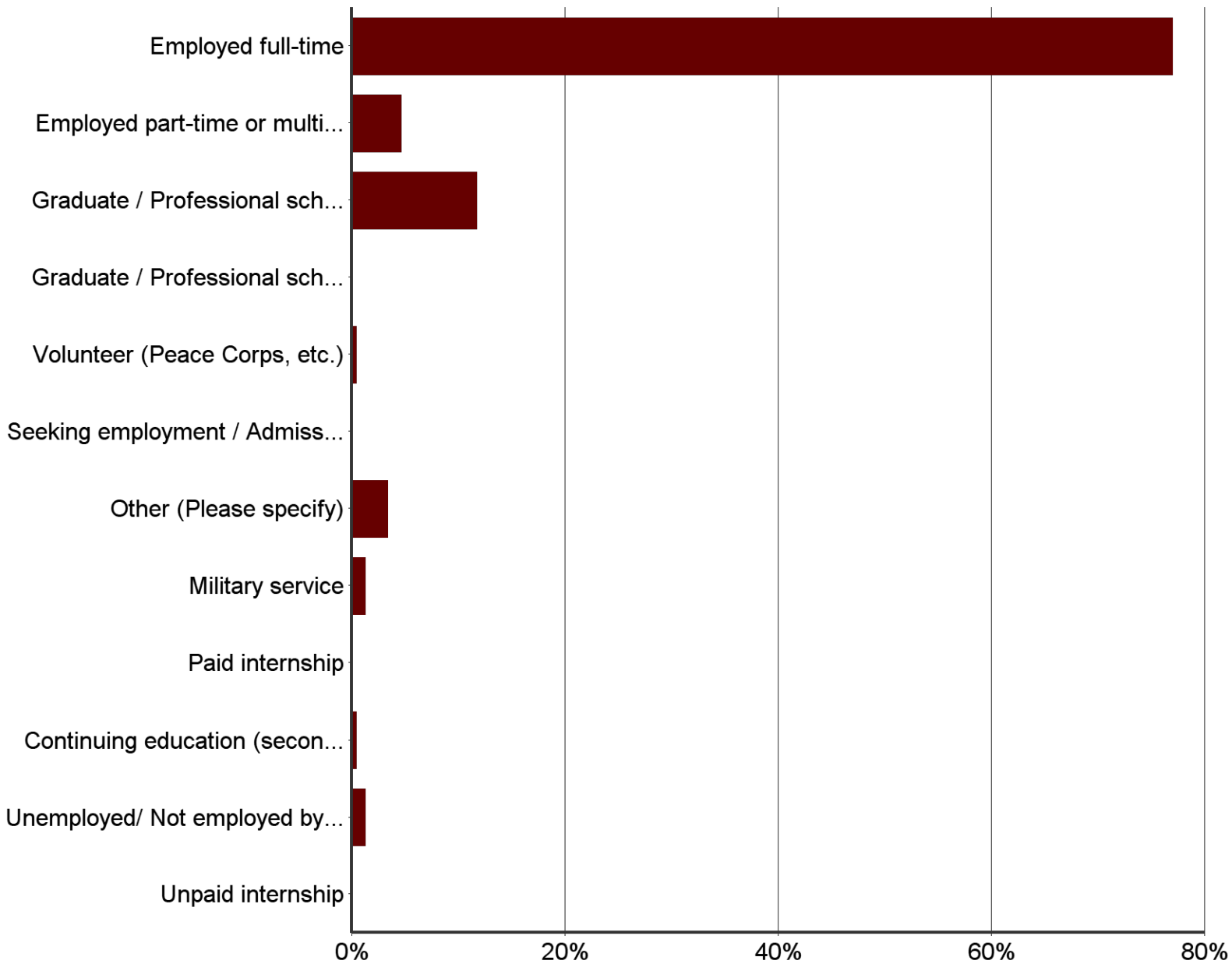
Graduate/Professional School

- ❖ 12% of respondents are attending graduate/professional school full-time or part-time.
- ❖ 29% of respondents continuing their education received an assistantship or fellowship.
- ❖ 60% of respondents are seeking further education because they believe their career goals can only be obtained through further education.

College of Charleston Undergraduate Experience

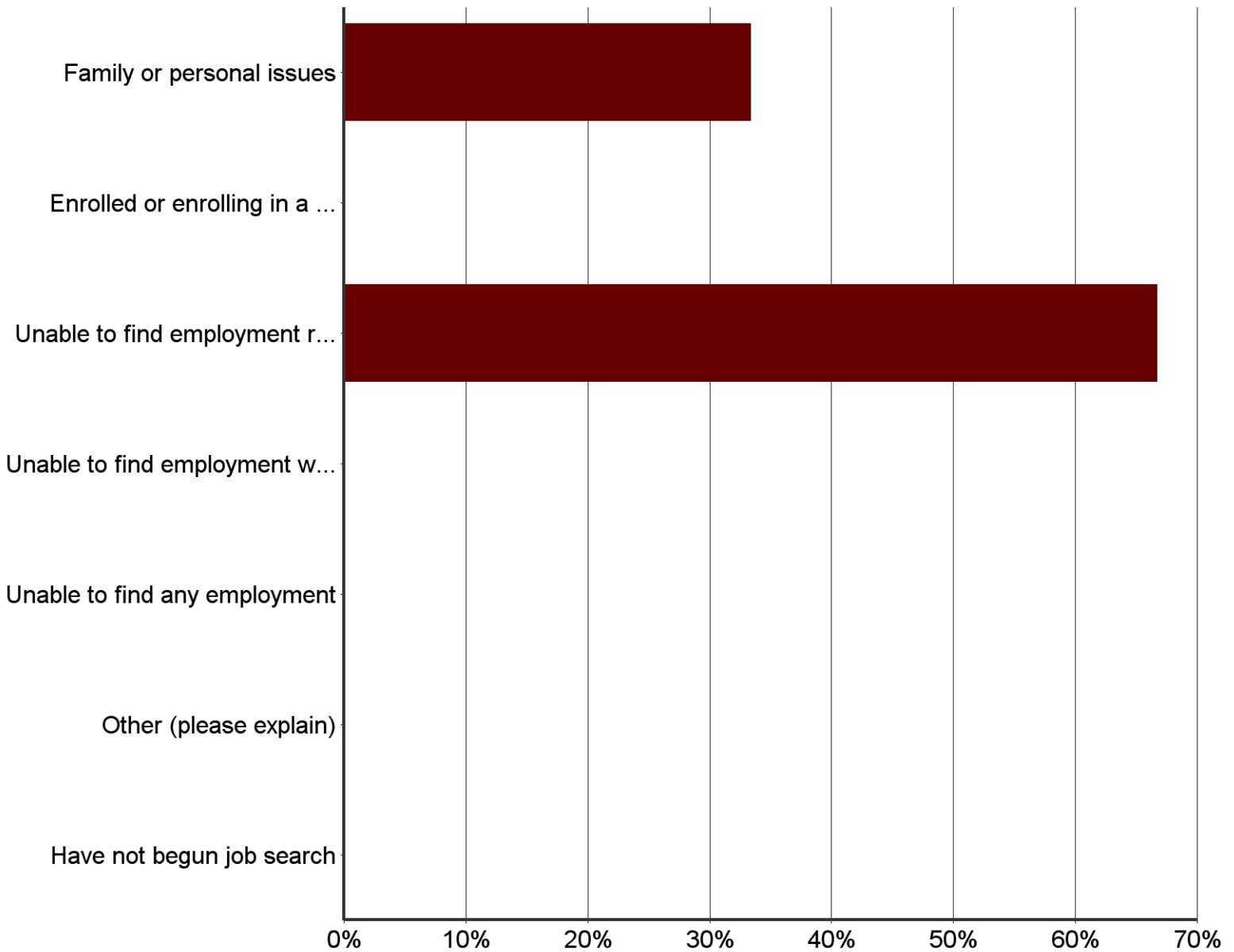
- ❖ 87% of respondents were satisfied or very satisfied with their overall academic experience.
- ❖ 69% of respondents would choose the same major field of study again.
- ❖ 87% of respondents would choose to attend the College of Charleston again.
- ❖ 50% of respondents graduated with no student loans.

College of Charleston 2016 Alumni Survey Results: Class of 2010-2011 Respondents' Current Status



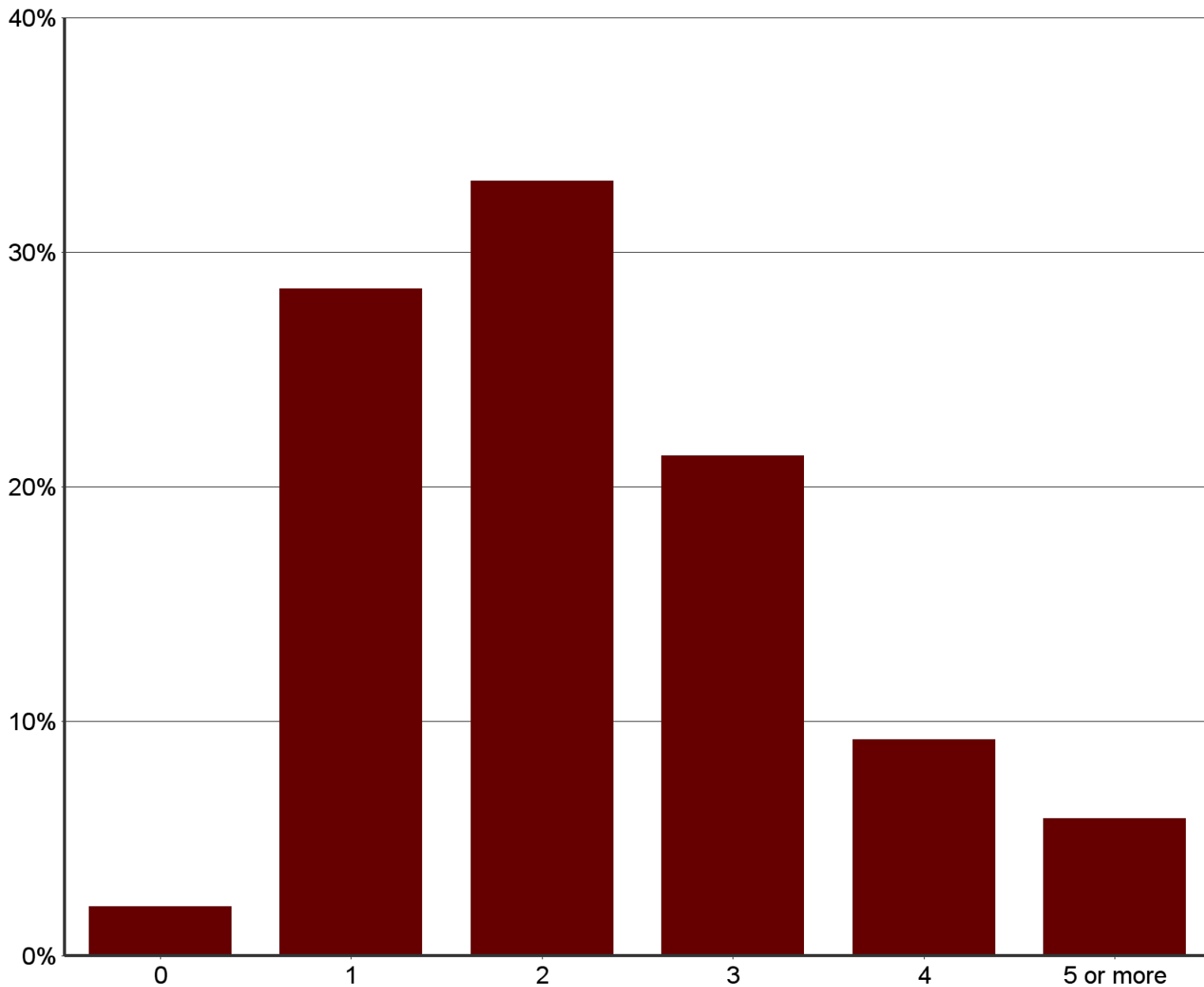
Respondents' Current Status	N	%
Employed full-time	184	76.99%
Employed part-time or multiple jobs	11	4.60%
Graduate / Professional school, full-time	28	11.72%
Graduate / Professional school, part-time	0	0.00%
Volunteer (Peace Corps, etc.)	1	0.42%
Seeking employment / Admission to graduate school	0	0.00%
Other (Please specify)	8	3.35%
Military service	3	1.26%
Paid internship	0	0.00%
Continuing education (second bachelor's, certification program, etc.)	1	0.42%
Unemployed/ Not employed by choice	3	1.26%
Unpaid internship	0	0.00%
Total	239	100.00%

College of Charleston 2016 Alumni Survey Results: Class of 2010-2011 Respondents' Reason for Unemployment



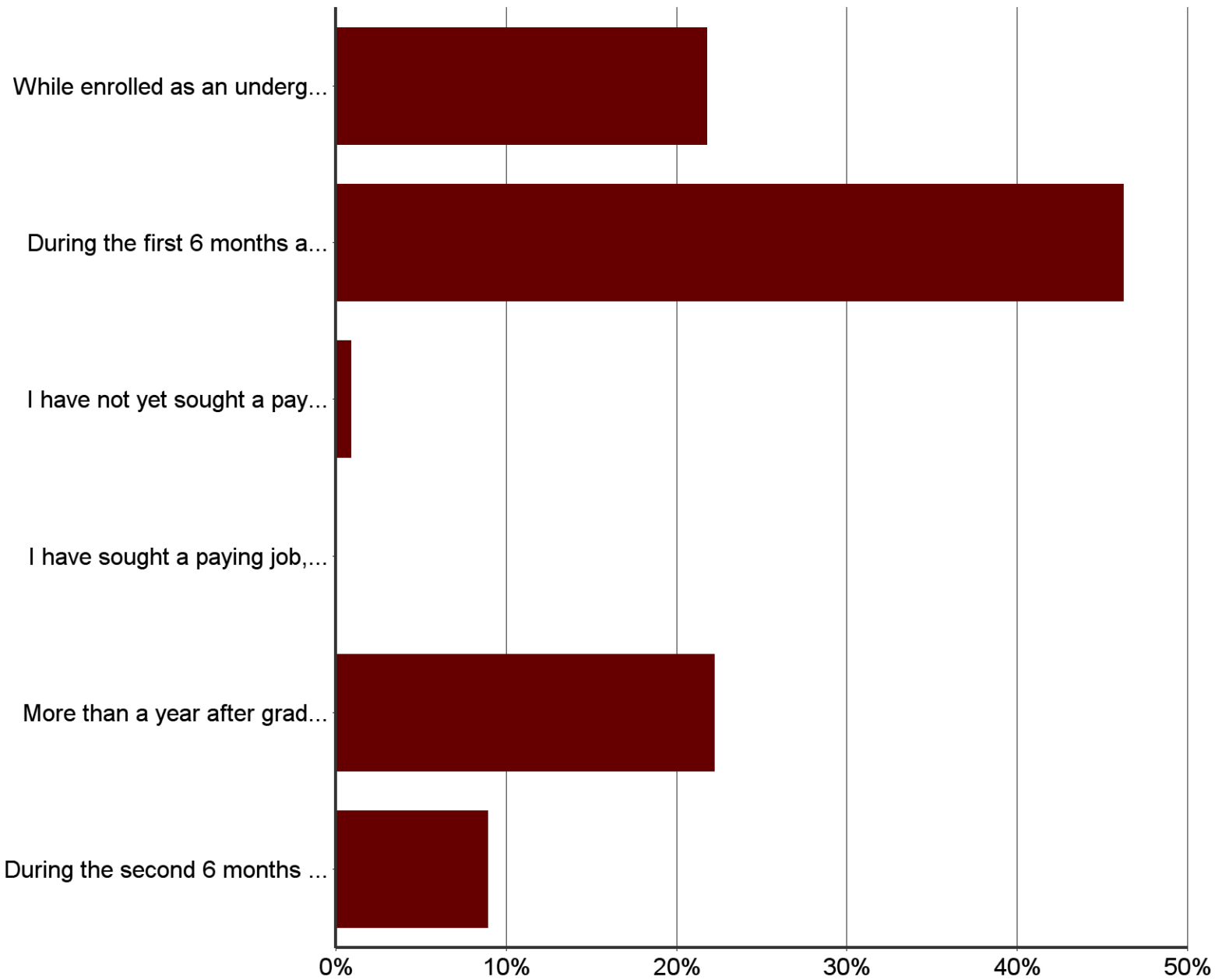
Respondents' Reason for Umeployment	N	%
Family or personal issues	1	33.33%
Enrolled or enrolling in a degree or certificate program	0	0.00%
Unable to find employment related to career goals or area of study	2	66.67%
Unable to find employment with sufficient level of pay	0	0.00%
Unable to find any employment	0	0.00%
Other (please explain)	0	0.00%
Have not begun job search	0	0.00%
Total	3	100.00%

College of Charleston 2016 Alumni Survey Results: Class of 2010-2011 Number of Respondents' Full-Time Jobs Since Graduation



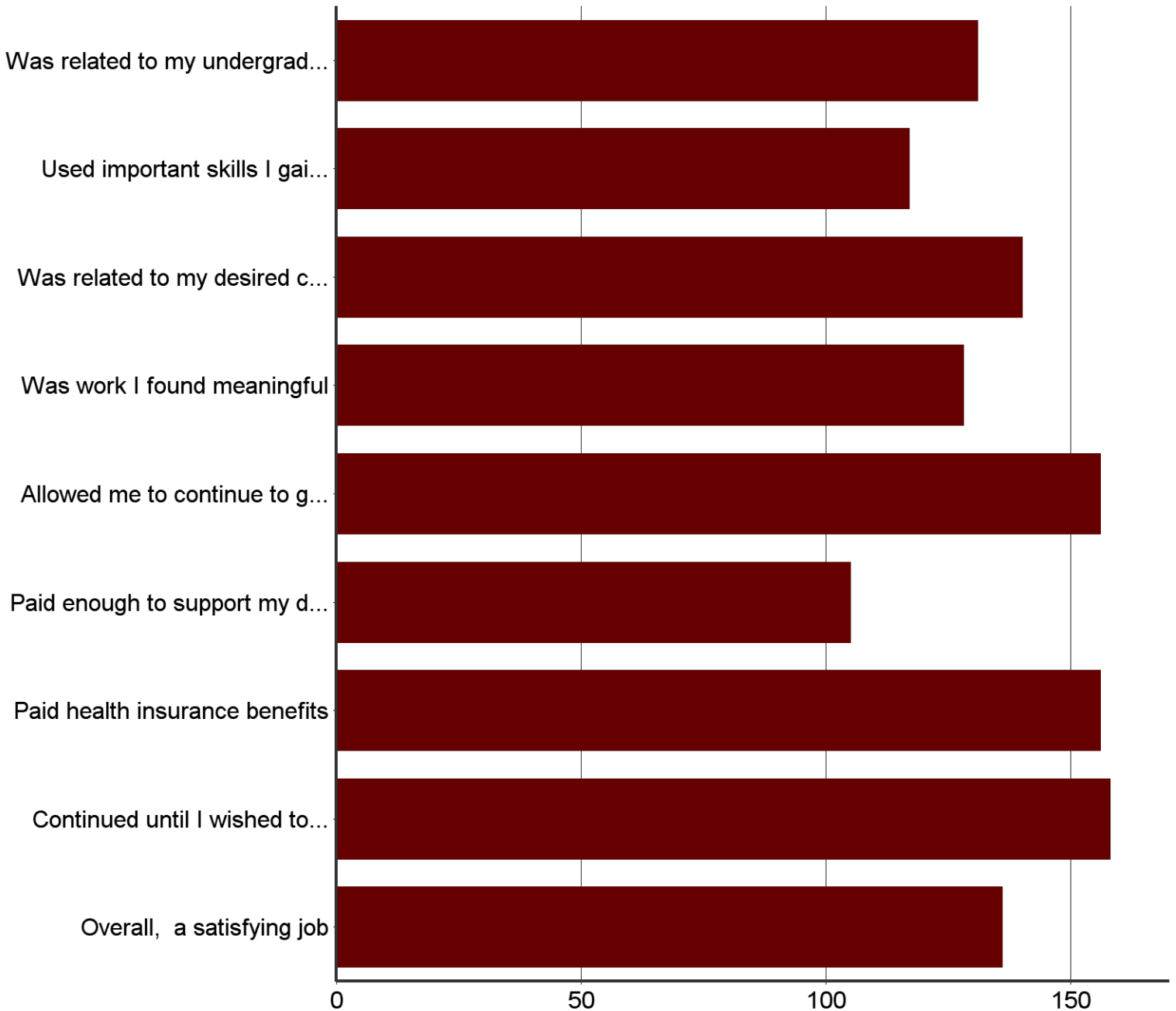
Number of Respondents' Full-Time Jobs Since Graduation		N	%
0		5	2.09%
1		68	28.45%
2		79	33.05%
3		51	21.34%
4		22	9.21%
5 or more		14	5.86%
Total		239	100.00%

College of Charleston 2016 Alumni Survey Results: Class of 2010-2011 Taken Taken For Respondents to Find First Full-Time Job



Time Taken for Respondents to Find Their First Full-Time Job	N	%
While enrolled as an undergraduate	49	21.78%
During the first 6 months after graduation	104	46.22%
I have not yet sought a paying job; I am a full-time student or engaged in other activities	2	0.89%
I have sought a paying job, but I have not yet found one	0	0.00%
More than a year after graduation	50	22.22%
During the second 6 months after graduation	20	8.89%
Total	225	100.00%

College of Charleston 2016 Alumni Survey Results: Class of 2010-2011 Respondents' First Full-Time Job

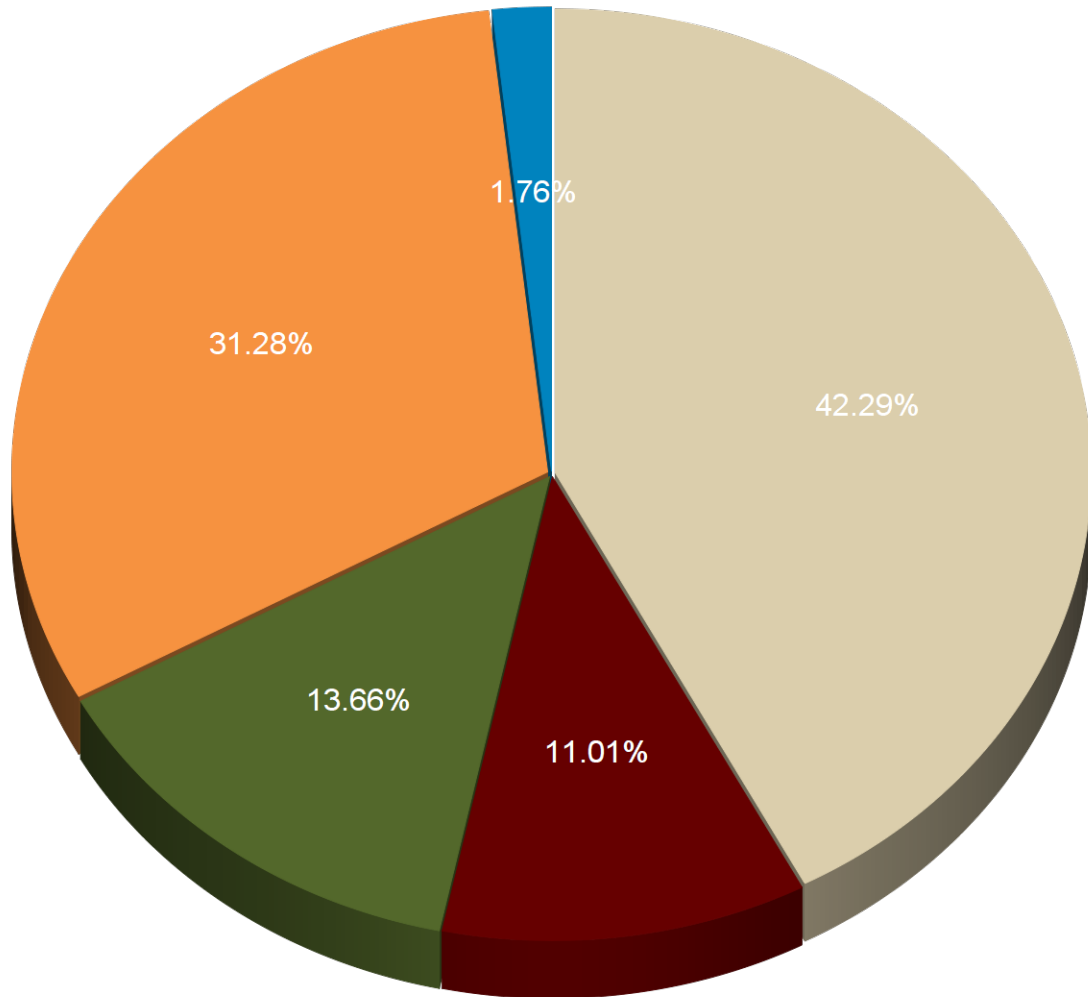


Respondents' First Full-Time Job	N
Was related to my undergraduate major	131
Used important skills I gained as an undergraduate	117
Was related to my desired career path	140
Was work I found meaningful	128
Allowed me to continue to grow and learn	156
Paid enough to support my desired lifestyle	105
Paid health insurance benefits	156
Continued until I wished to leave	158
Overall, a satisfying job	136

College of Charleston 2016 Alumni Survey Results: Class of 2010-2011

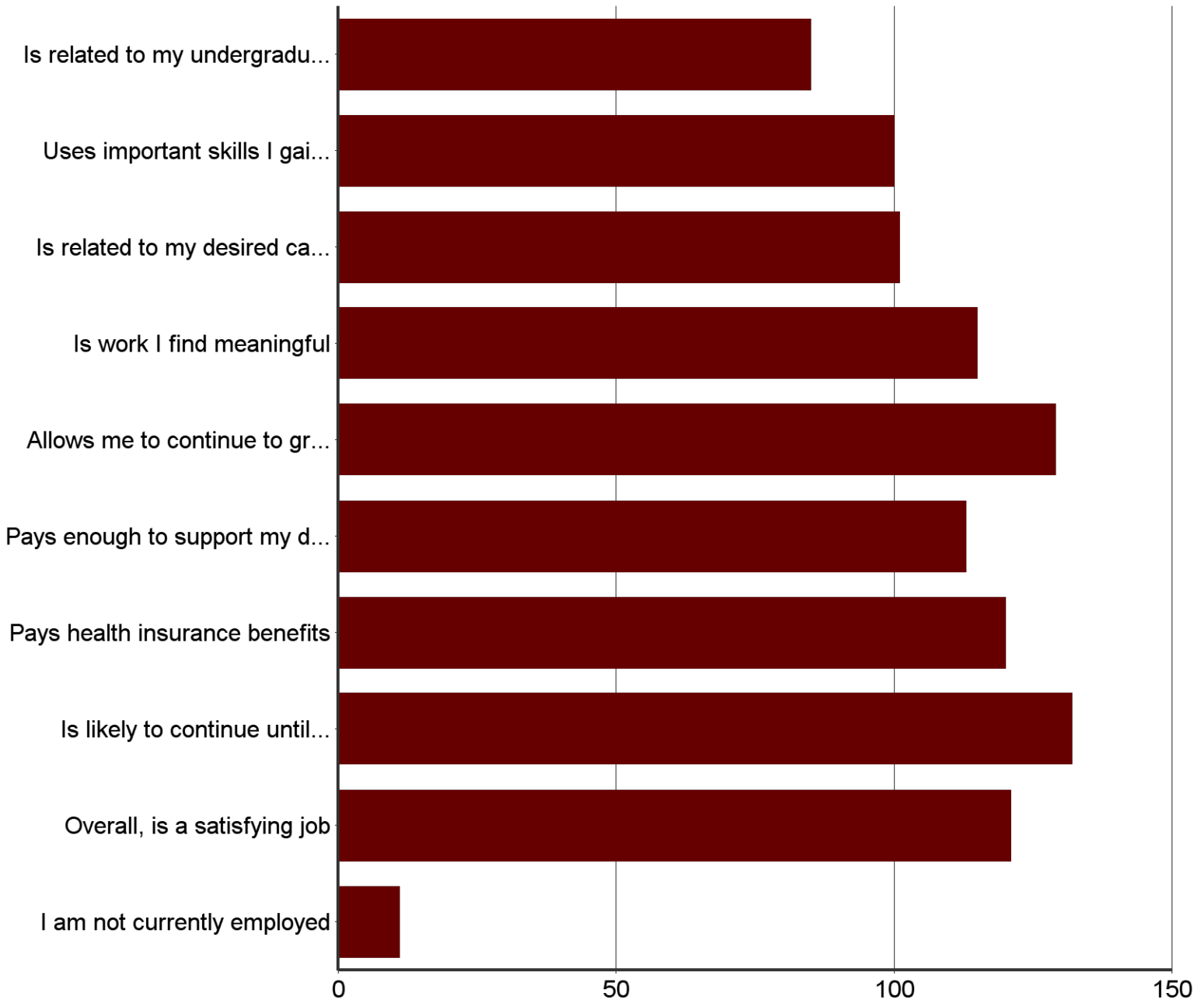
Location of Respondents' First Full-Time Job

■ S.C. - Tri-county
 ■ S.C. - outside tri-county
 ■ Southeast - outside S.C.
 ■ US - outside southeast
 ■ Overseas



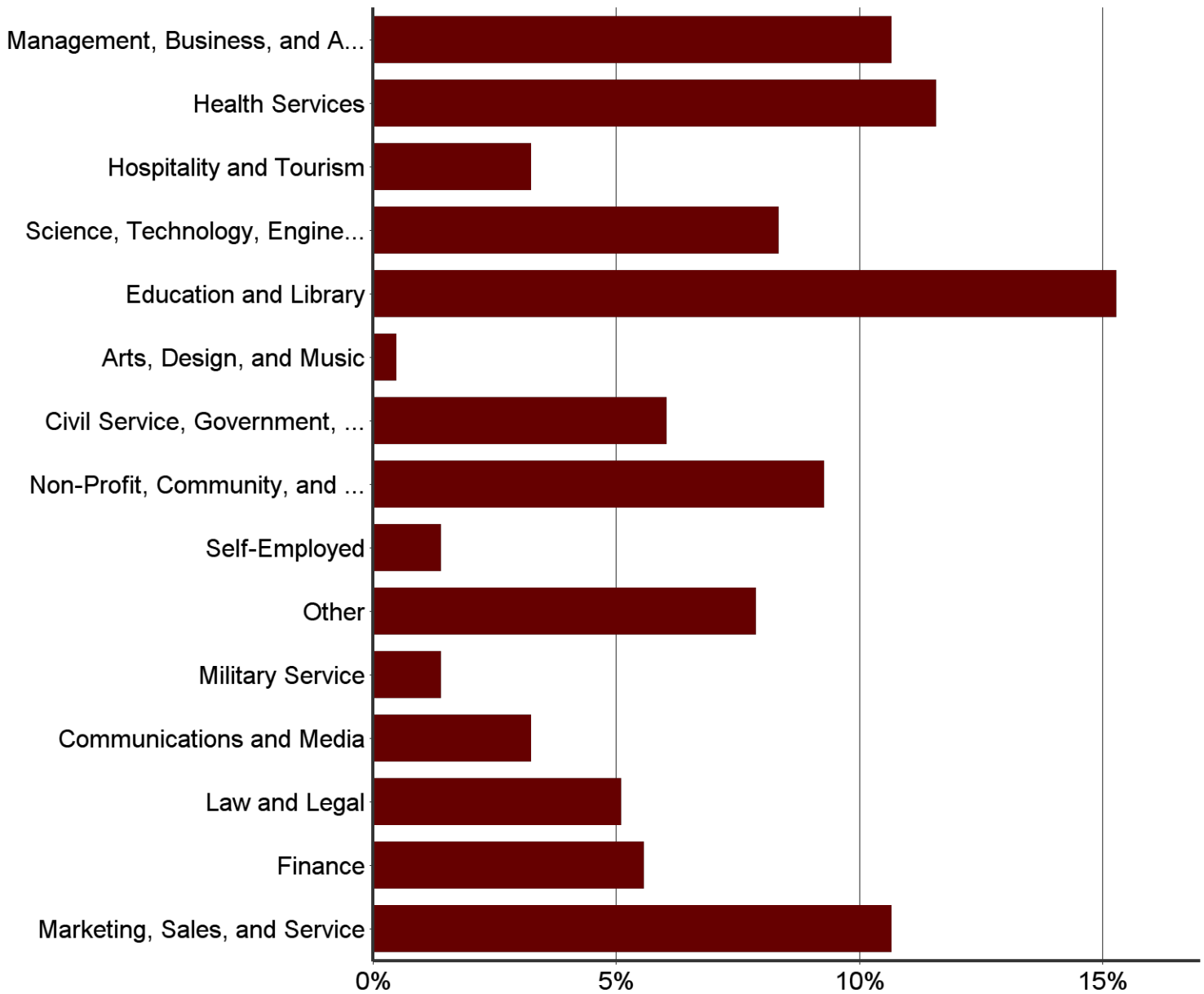
Location of Respondents' First Full-Time Job	N	%
S.C. - Tri-county	96	42.29%
S.C. - outside tri-county	25	11.01%
Southeast - outside S.C.	31	13.66%
US - outside southeast	71	31.28%
Overseas	4	1.76%
Total	227	100.00%

College of Charleston 2016 Alumni Survey Results: Class of 2010-2011 Respondents' Current Job



Respondents' Current Job		N
Is related to my undergraduate major		85
Uses important skills I gained as an undergraduate		100
Is related to my desired career path		101
Is work I find meaningful		115
Allows me to continue to grow and learn		129
Pays enough to support my desired lifestyle		113
Pays health insurance benefits		120
Is likely to continue until I wish to leave		132
Overall, is a satisfying job		121
I am not currently employed		11

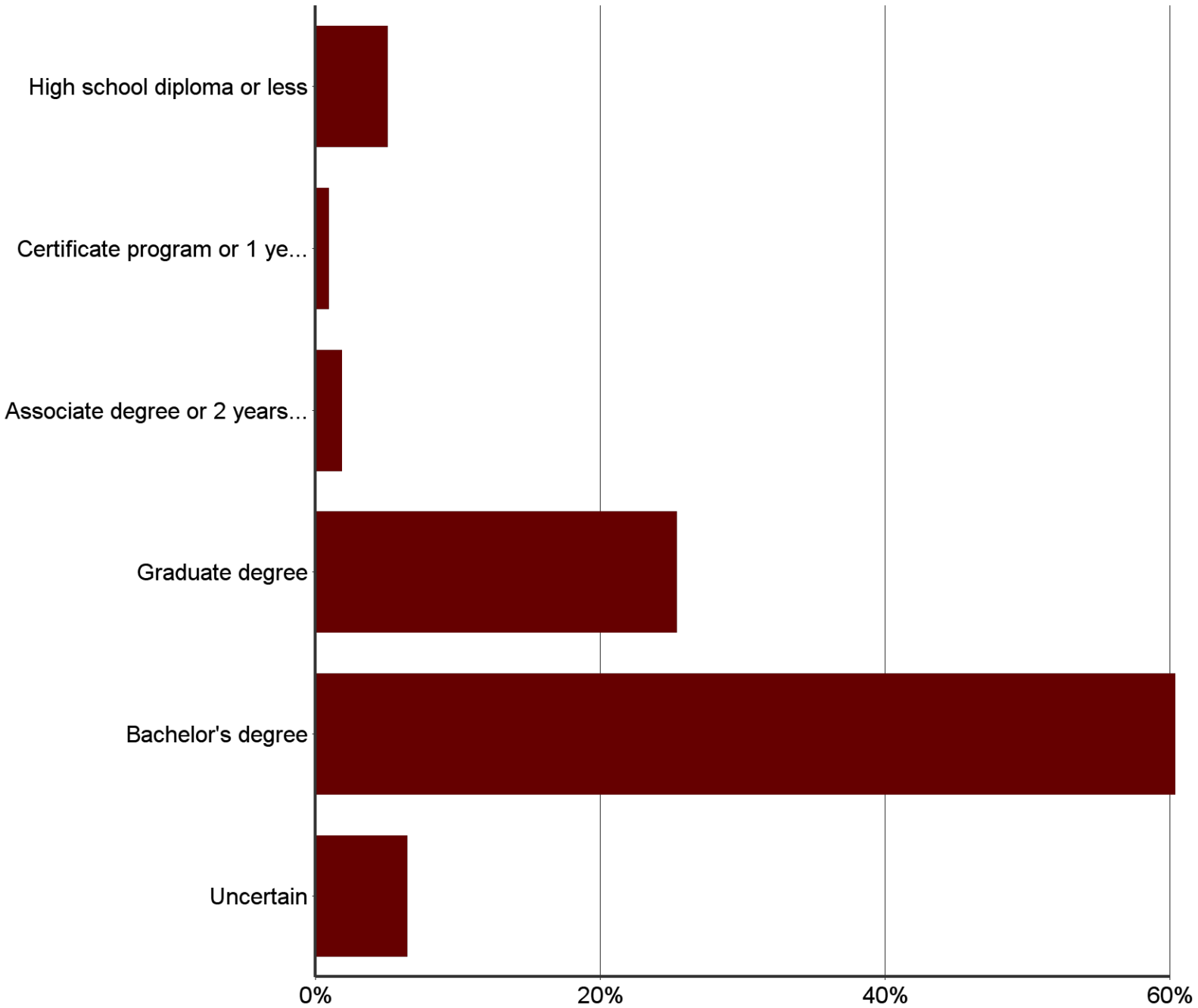
College of Charleston 2016 Alumni Survey Results: Class of 2010-2011 Respondents' Current Employment



Respondents' Current Employment		N	%
Management, Business, and Administration		23	10.65%
Health Services		25	11.57%
Hospitality and Tourism		7	3.24%
Science, Technology, Engineering, and Math		18	8.33%
Education and Library		33	15.28%
Arts, Design, and Music		1	0.46%
Civil Service, Government, and Public Administration		13	6.02%
Non-Profit, Community, and Social Service		20	9.26%
Self-Employed		3	1.39%
Other		17	7.87%
Military Service		3	1.39%
Communications and Media		7	3.24%
Law and Legal		11	5.09%
Finance		12	5.56%
Marketing, Sales, and Service		23	10.65%
Total		216	100.00%

College of Charleston 2016 Alumni Survey Results: Class of 2010-2011

Minimum Educational Requirements for Respondent's Current Job

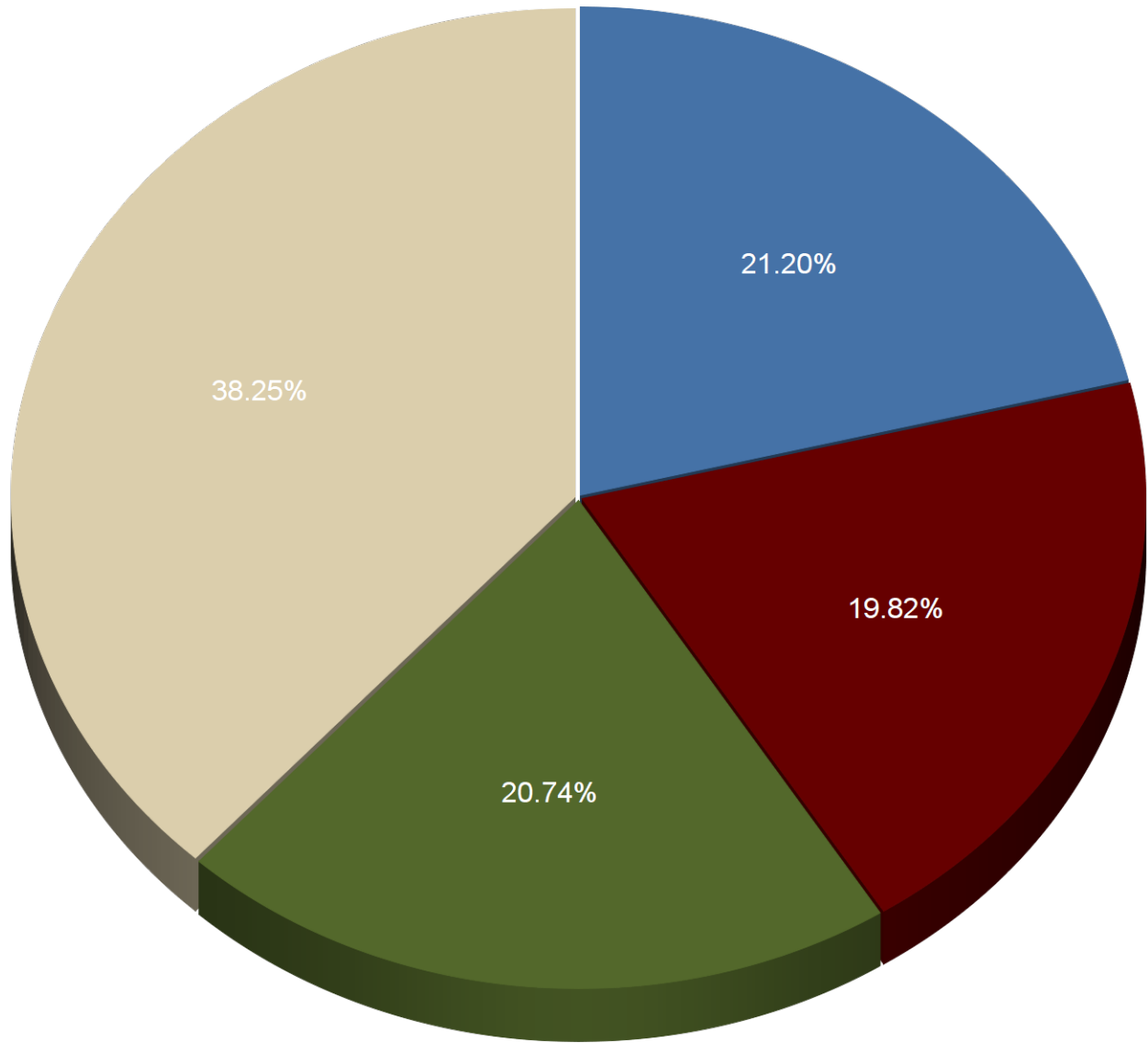


Minimum Educational Requirements for Respondents' Current Job	N	%
High school diploma or less	11	5.07%
Certificate program or 1 year of college	2	0.92%
Associate degree or 2 years of college	4	1.84%
Graduate degree	55	25.35%
Bachelor's degree	131	60.37%
Uncertain	14	6.45%
Total	217	100.00%

College of Charleston 2016 Alumni Survey Results: Class of 2010-2011

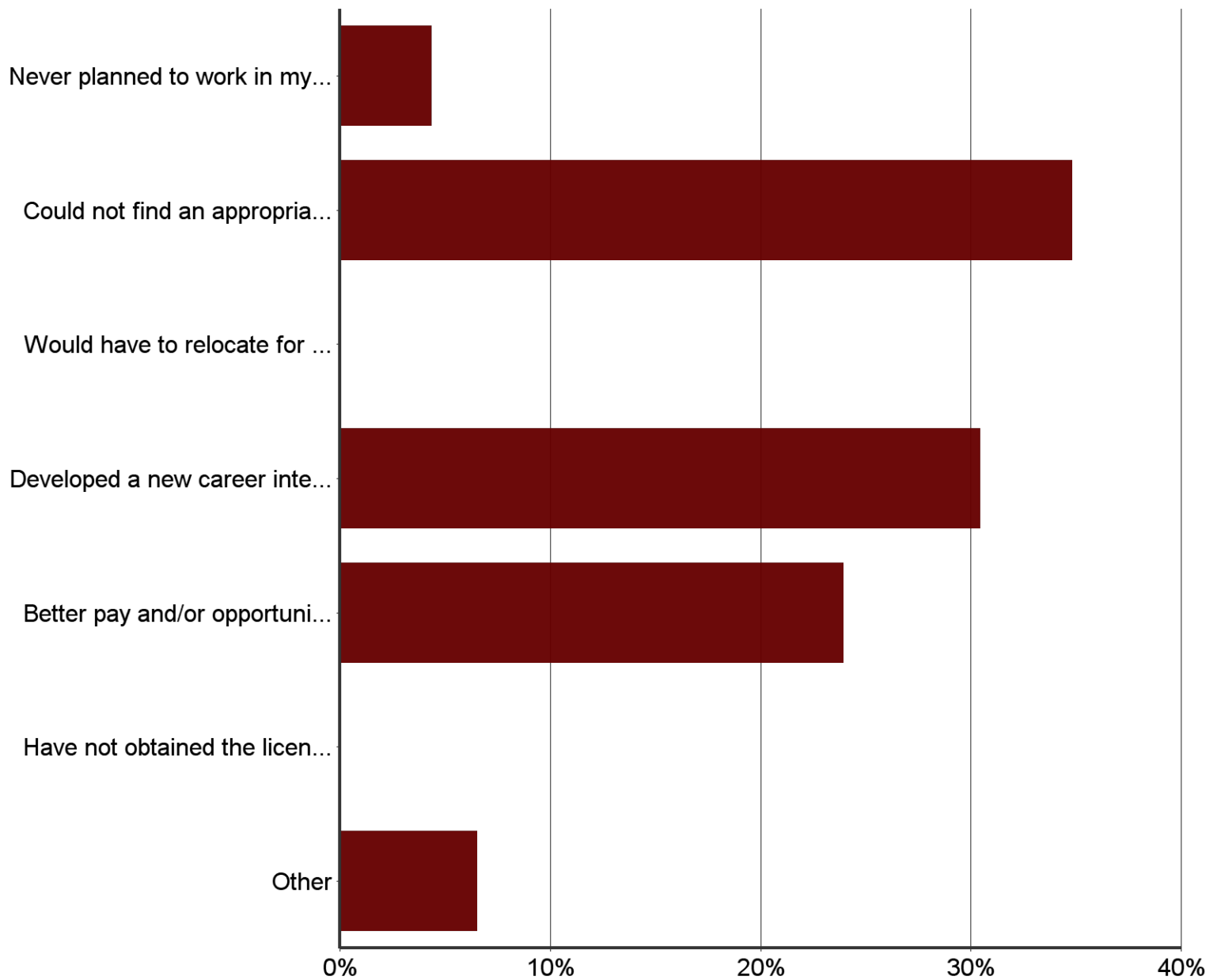
Relationship between Respondents' Current Job and Major

■ Not related
 ■ Slightly related
 ■ Moderately related
 ■ Highly related



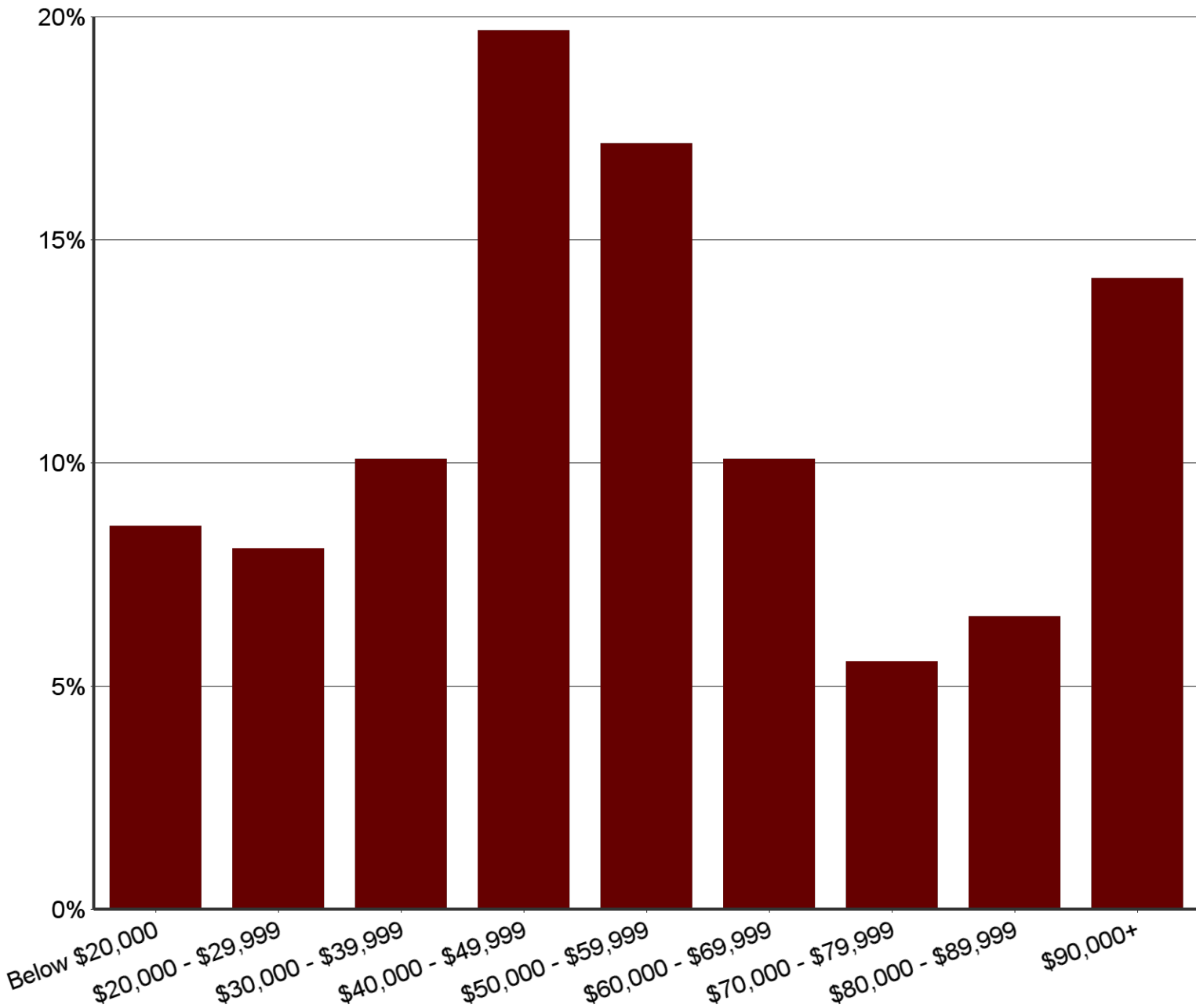
Relationship of Respondents' Current Job to Major	N	%
Not related	46	21.20%
Slightly related	43	19.82%
Moderately related	45	20.74%
Highly related	83	38.25%
Total	217	100.00%

College of Charleston 2016 Alumni Survey Results: Class of 2010-2011 Reason Respondents' Current Job is Not Related to Major



Reason Respondents' Current Job is Not Related to Major	N	%
Never planned to work in my field	2	4.35%
Could not find an appropriate job in my field	16	34.78%
Would have to relocate for a job in my field	0	0.00%
Developed a new career interest	14	30.43%
Better pay and/or opportunity for advancement outside of my field	11	23.91%
Have not obtained the licensure, registration, or certification required for my field	0	0.00%
Other	3	6.52%
Total	46	100.00%

College of Charleston 2016 Alumni Survey Results: Class of 2010-2011 Respondents' Annual Income Range

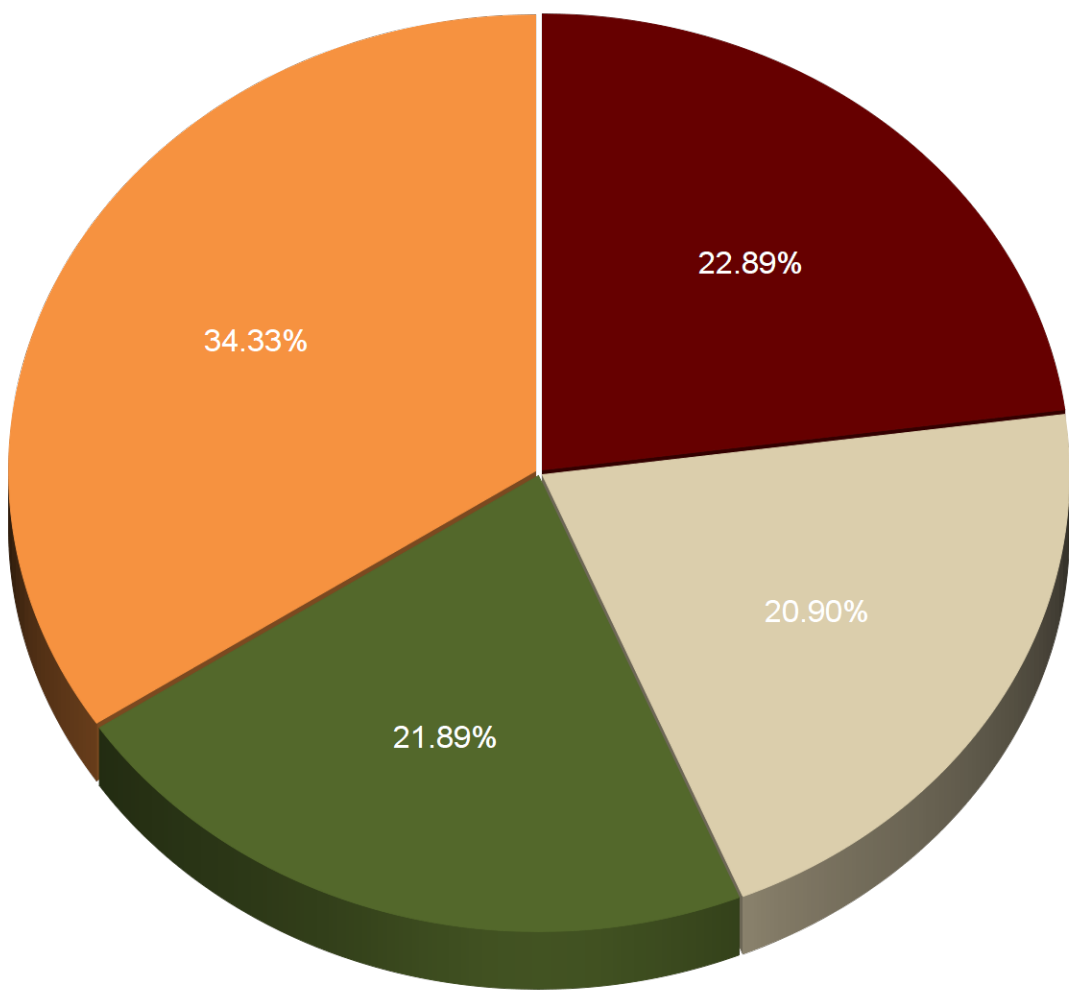


Respondents' Annual Income Range	N	%
Below \$20,000	17	8.59%
\$20,000 - \$29,999	16	8.08%
\$30,000 - \$39,999	20	10.10%
\$40,000 - \$49,999	39	19.70%
\$50,000 - \$59,999	34	17.17%
\$60,000 - \$69,999	20	10.10%
\$70,000 - \$79,999	11	5.56%
\$80,000 - \$89,999	13	6.57%
\$90,000+	28	14.14%
Total	198	100.00%

College of Charleston 2016 Alumni Survey Results: Class of 2010-2011

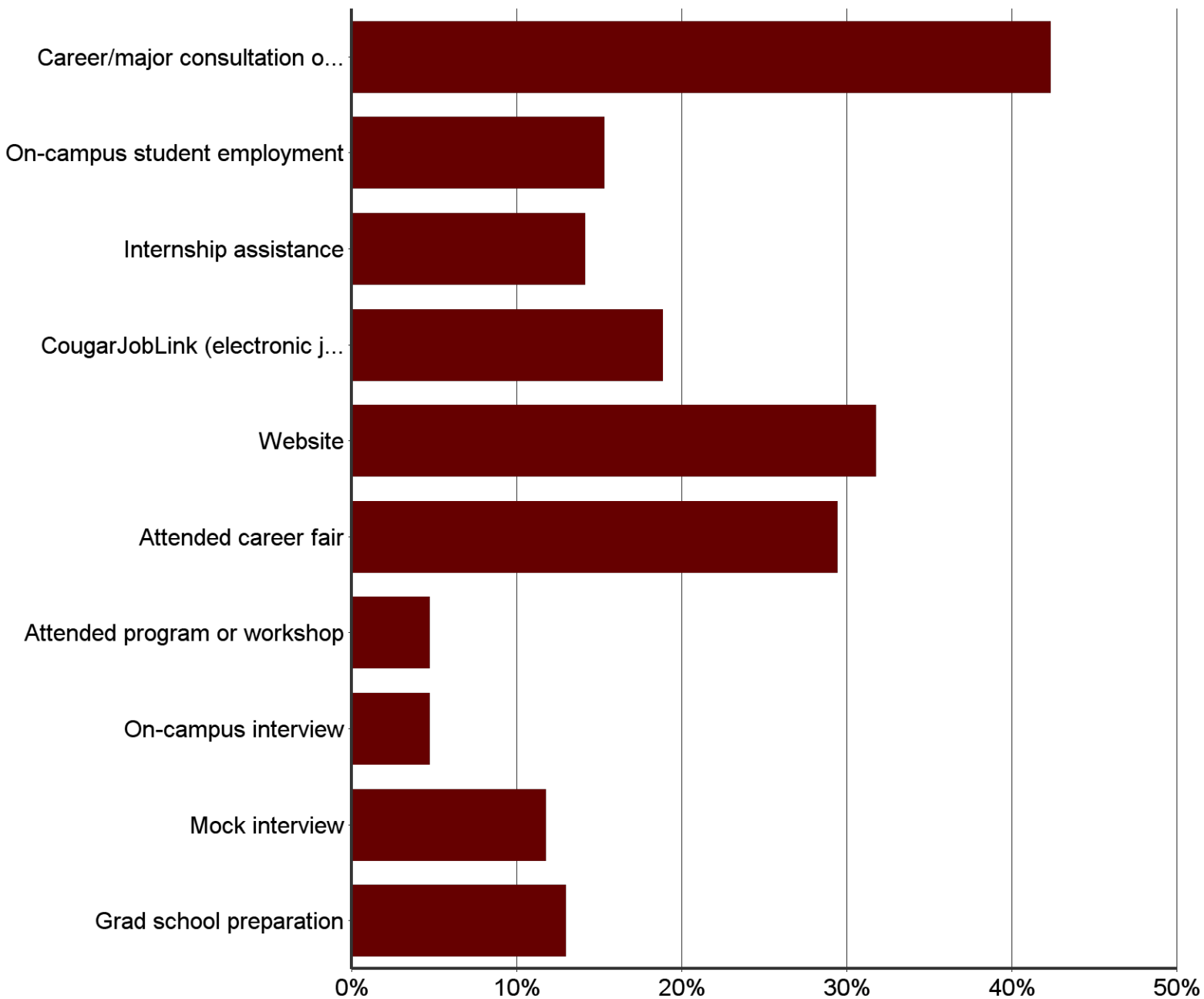
Time Dedicated to Respondents' Job Search Before Obtaining Current Job

■ Less than 1 hour per week
 ■ 1-2 hours per week
 ■ 3-4 hours per week
 ■ 5 or more hours per week



Time Dedicated to Respondents' Job Search Before Obtaining Current Job	N	%
< 1 hour per week	46	22.89%
1-2 hours per week	42	20.90%
3-4 hours per week	44	21.89%
5 or more hours per week	69	34.33%
Total	201	100.00%

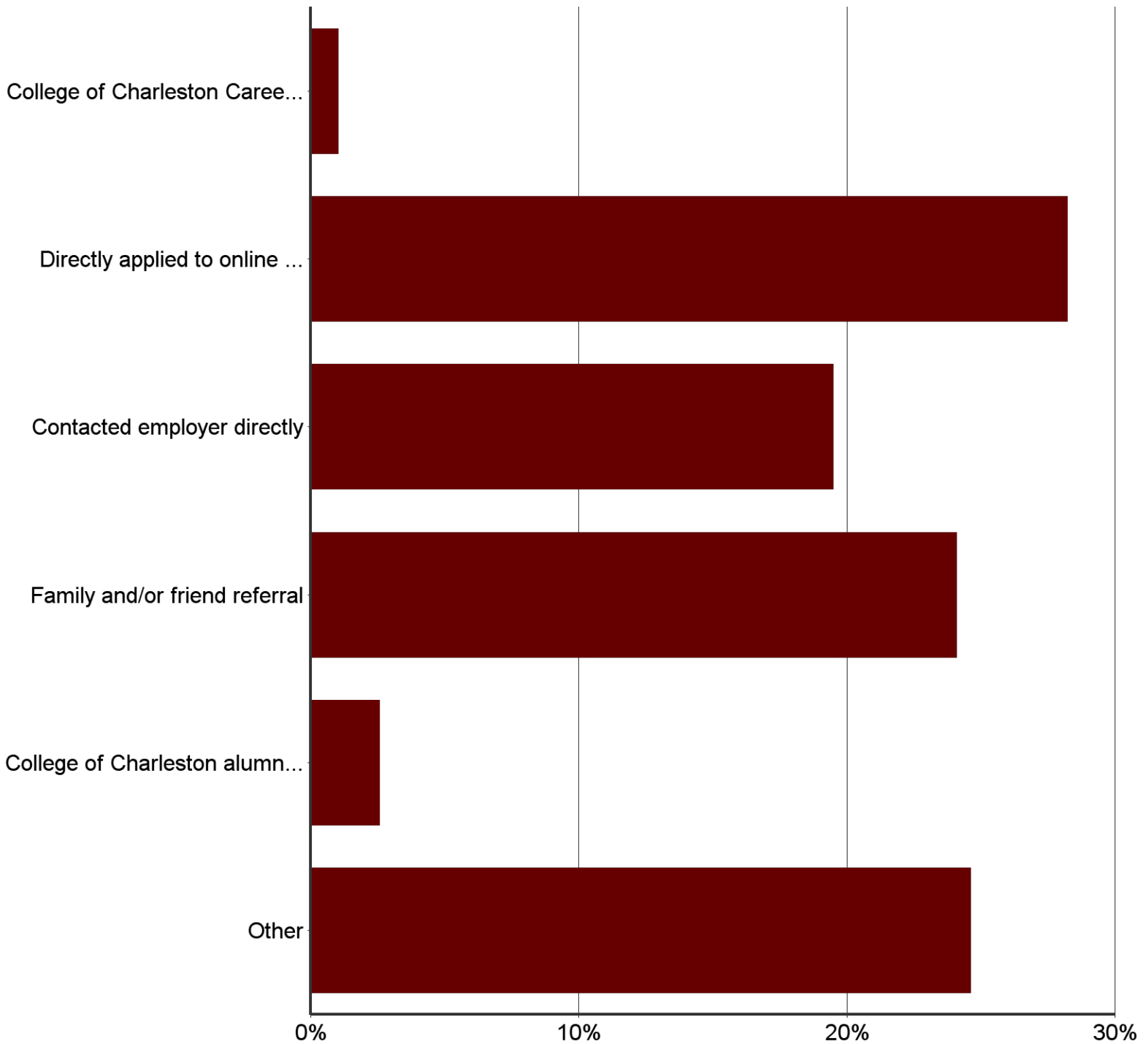
College of Charleston 2016 Alumni Survey Results: Class of 2010-2011 Career Center Services Used by Respondents



Career Center Services Used by Respondents	N	%
Career/major consultation or meeting with staff	36	42.35%
On-campus student employment	13	15.29%
Internship assistance	12	14.12%
CougarJobLink (electronic job posting)	16	18.82%
Website	27	31.76%
Attended career fair	25	29.41%
Attended program or workshop	4	4.71%
On-campus interview	4	4.71%
Mock interview	10	11.76%
Grad school preparation	11	12.94%
Total	158	100.00%

College of Charleston 2016 Alumni Survey Results: Class of 2010-2011

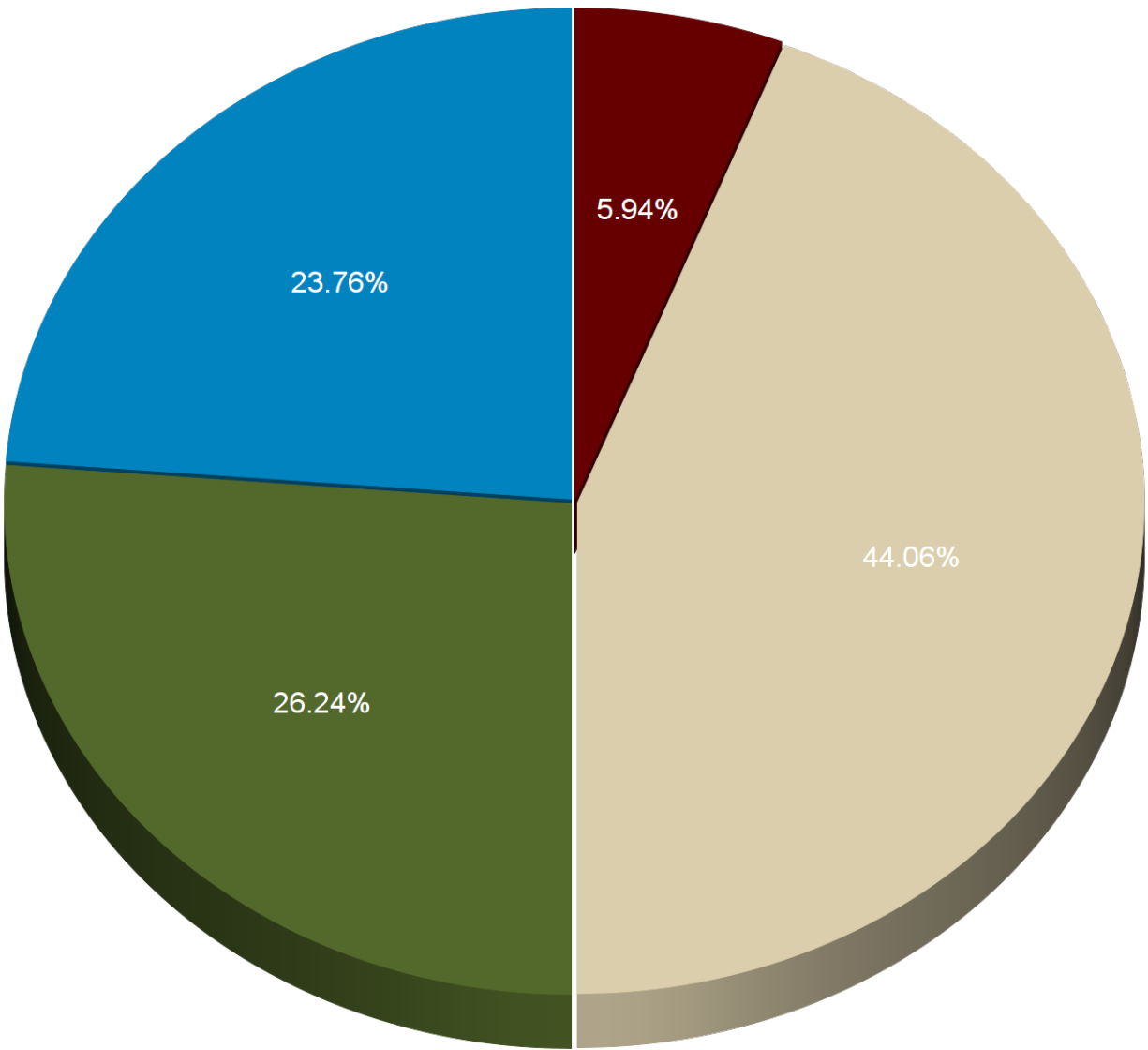
Primary Method Respondents Used to Secure Current Job



Primary Method Respondents Used to Secure Current Job	N	%
College of Charleston Career Center (CougarJobLink, Career Fair, on-campus interviews)	2	1.03%
Directly applied to online posting via company website or other job search	55	28.21%
Contacted employer directly	38	19.49%
Family and/or friend referral	47	24.10%
College of Charleston alumni and/or employee of the College assisted to secure interview/job	5	2.56%
Other	48	24.62%
Total	195	100.00%

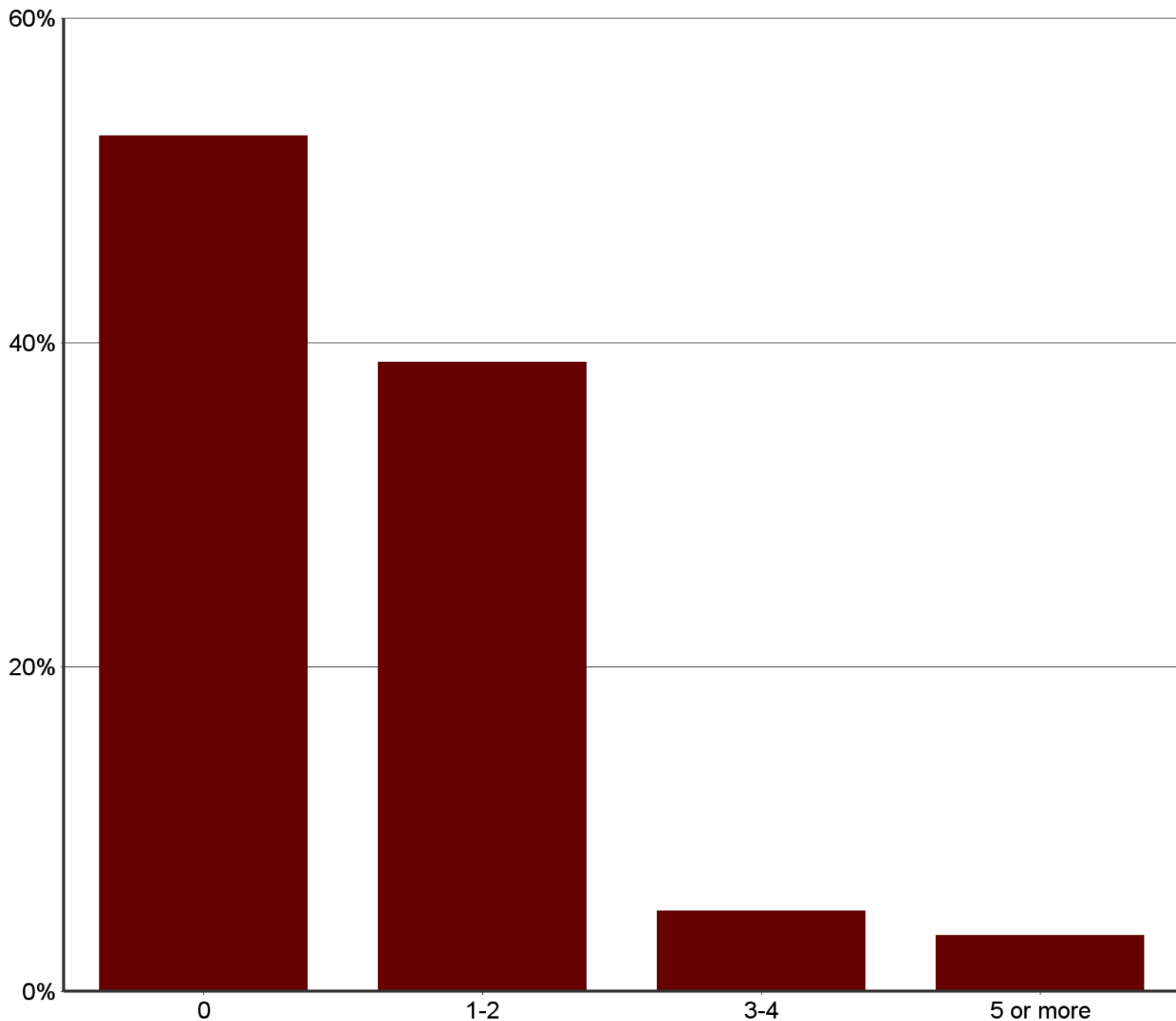
College of Charleston 2016 Alumni Survey Results: Class of 2010-2011 Number of Interviews Respondents' Participated in While Job-Searching

■ 0
 ■ 1-2
 ■ 3-4
 ■ 5 or more



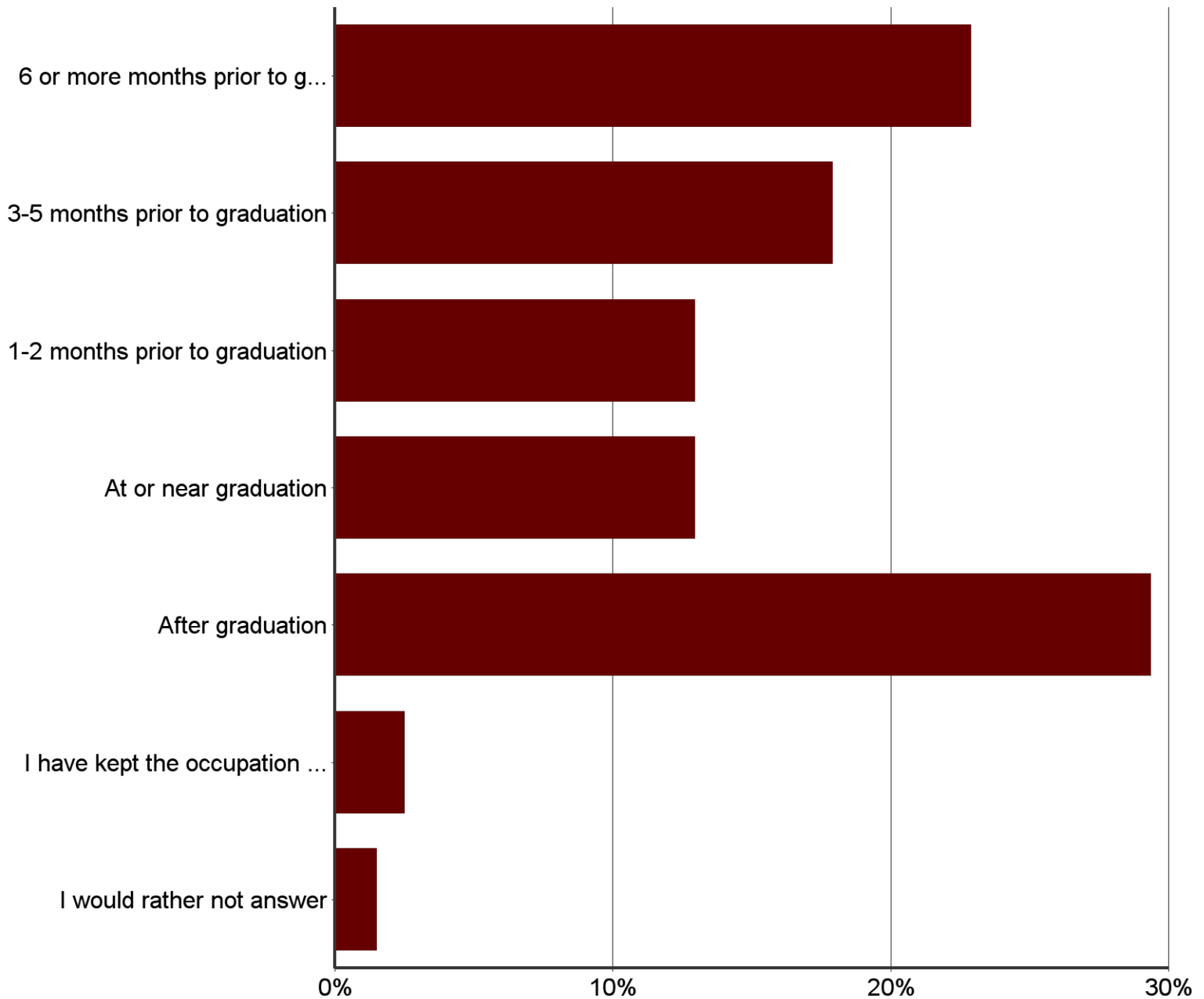
Number of Interviews Respondents' Participated in While Job-Searching	N	%
0	12	5.94%
1-2	89	44.06%
3-4	53	26.24%
5 or more	48	23.76%
Total	202	100.00%

College of Charleston 2016 Alumni Survey Results: Class of 2010-2011 Number of Job Offers Respondents' Received for Full-Time Employment Prior to Graduation



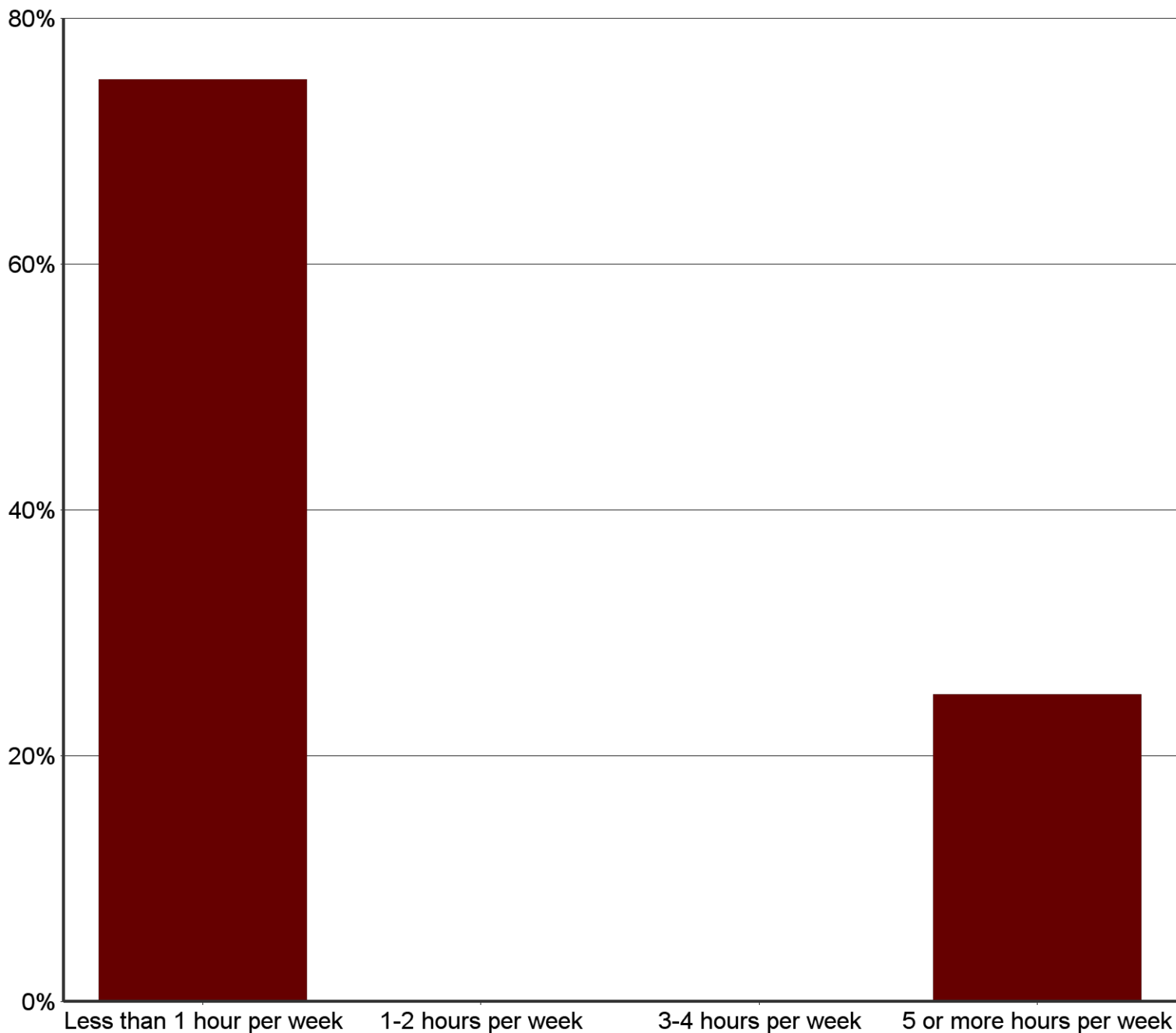
Number of Job Offers Respondents' Received for Full-Time Employment Prior to Graduation	N	%
0	106	52.74%
1-2	78	38.81%
3-4	10	4.98%
5 or more	7	3.48%
Total	201	100.00%

College of Charleston 2016 Alumni Survey Results: Class of 2010-2011 When Respondents Started Their Job Search



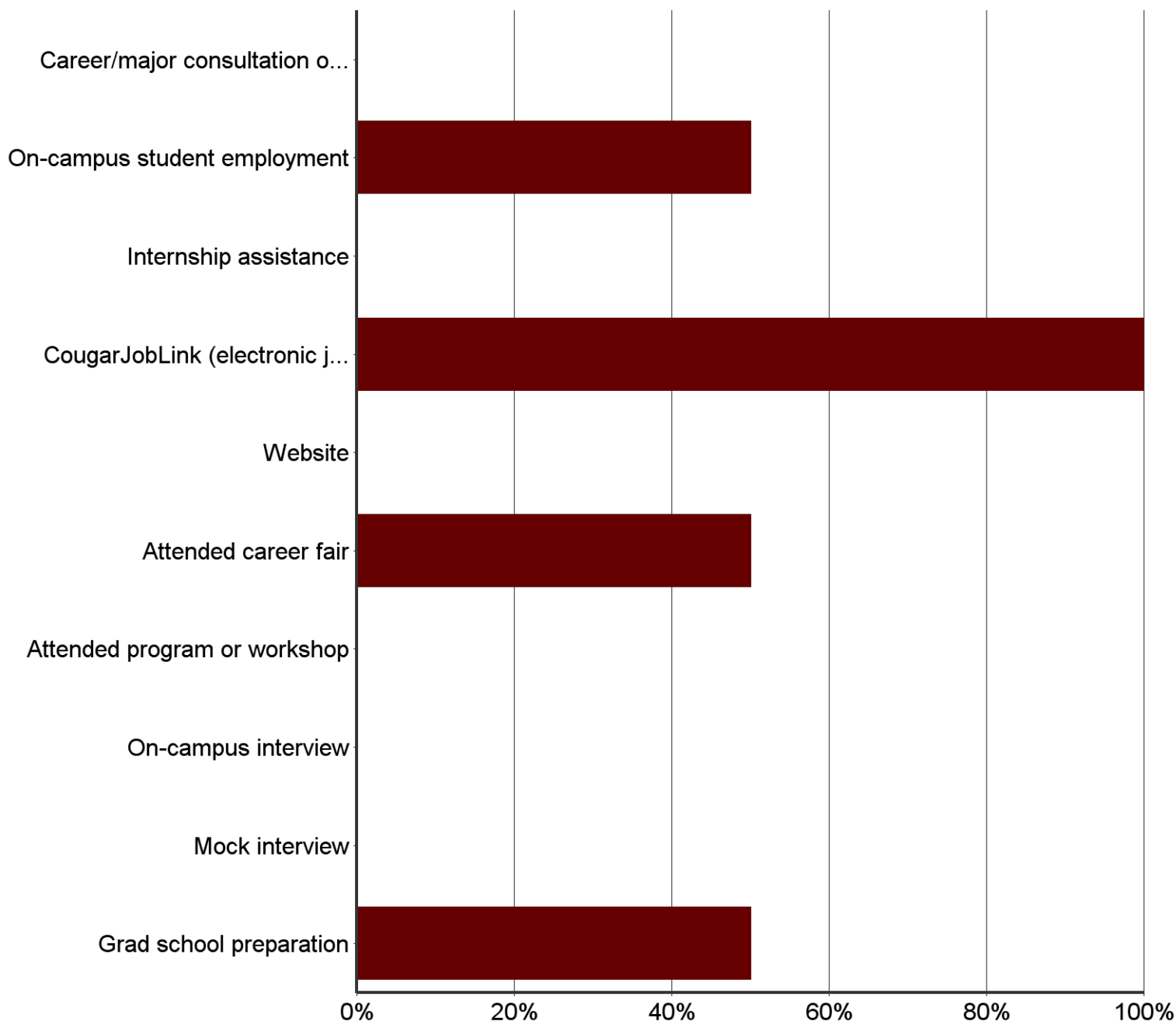
When Respondents Started Their Job Search	N	%
6 or more months prior to graduation	46	22.89%
3-5 months prior to graduation	36	17.91%
1-2 months prior to graduation	26	12.94%
At or near graduation	26	12.94%
After graduation	59	29.35%
I have kept the occupation I held prior to graduation or have been promoted	5	2.49%
I would rather not answer	3	1.49%
Total	201	100.00%

College of Charleston 2016 Alumni Survey Results: Class of 2010-2011 Amount of Time Respondents Who Have Had "0" Full-Time Jobs Since Graduation Dedicated to Their Job Search



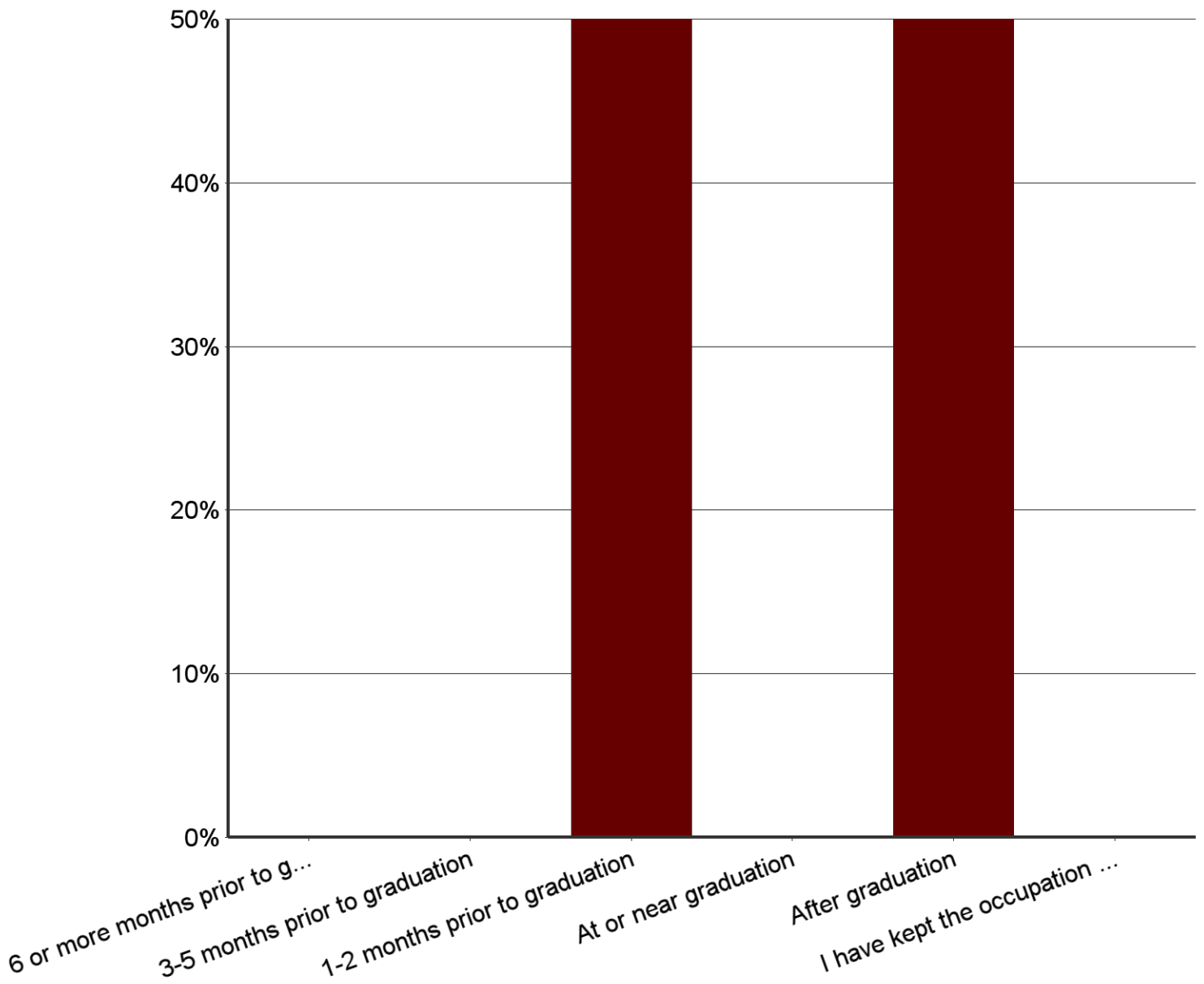
Time Dedicated to Respondents' Job Search	N	%
< 1 hour per week	3	75.00%
1-2 hours per week	0	0.00%
3-4 hours per week	0	0.00%
5 or more hours per week	1	25.00%
Total	4	100.00%

College of Charleston 2016 Alumni Survey Results: Class of 2010-2011 Career Services Used By Respondents Who Have Had "0" Full-Time Jobs Since Graduation



Career Center Services Used by Respondents	N	%
Career/major consultation or meeting with staff	0	0.00%
On-campus student employment	1	50.00%
Internship assistance	0	0.00%
CougarJobLink (electronic job posting)	2	100.00%
Website	0	0.00%
Attended career fair	1	50.00%
Attended program or workshop	0	0.00%
On-campus interview	0	0.00%
Mock interview	0	0.00%
Grad school preparation	1	50.00%
Total	5	100.00%

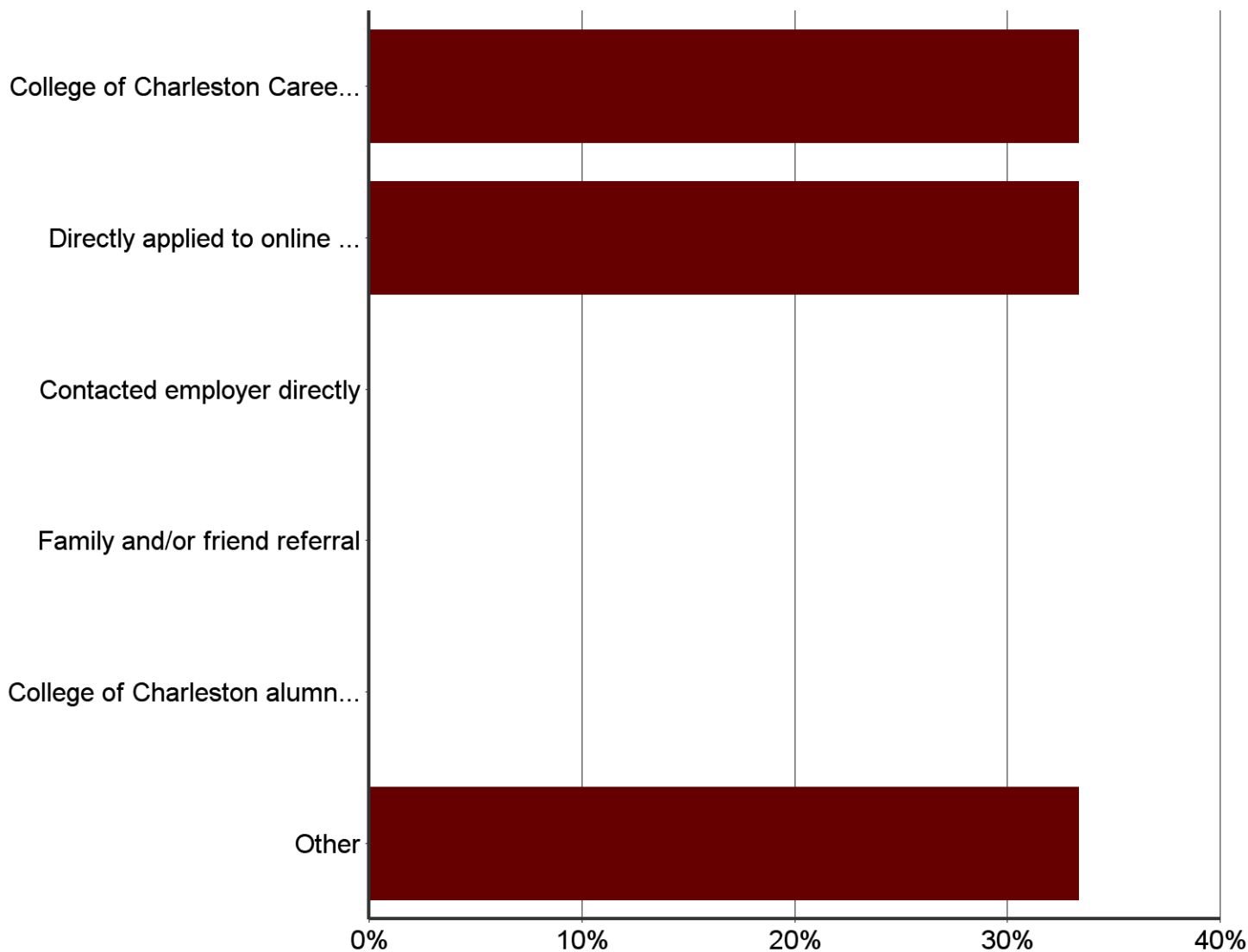
College of Charleston 2016 Alumni Survey Results: Class of 2010-2011 When Respondents Who Have Had "0" Full-Time Jobs Since Graduation Began Their Job Search



When Respondents Began Their Job Search	N	%
6 or more months prior to graduation	0	0.00%
3-5 months prior to graduation	0	0.00%
1-2 months prior to graduation	1	50.00%
At or near graduation	0	0.00%
After graduation	1	50.00%
I have kept the occupation I held prior to graduation or have been promoted	0	0.00%
Total	2	100.00%

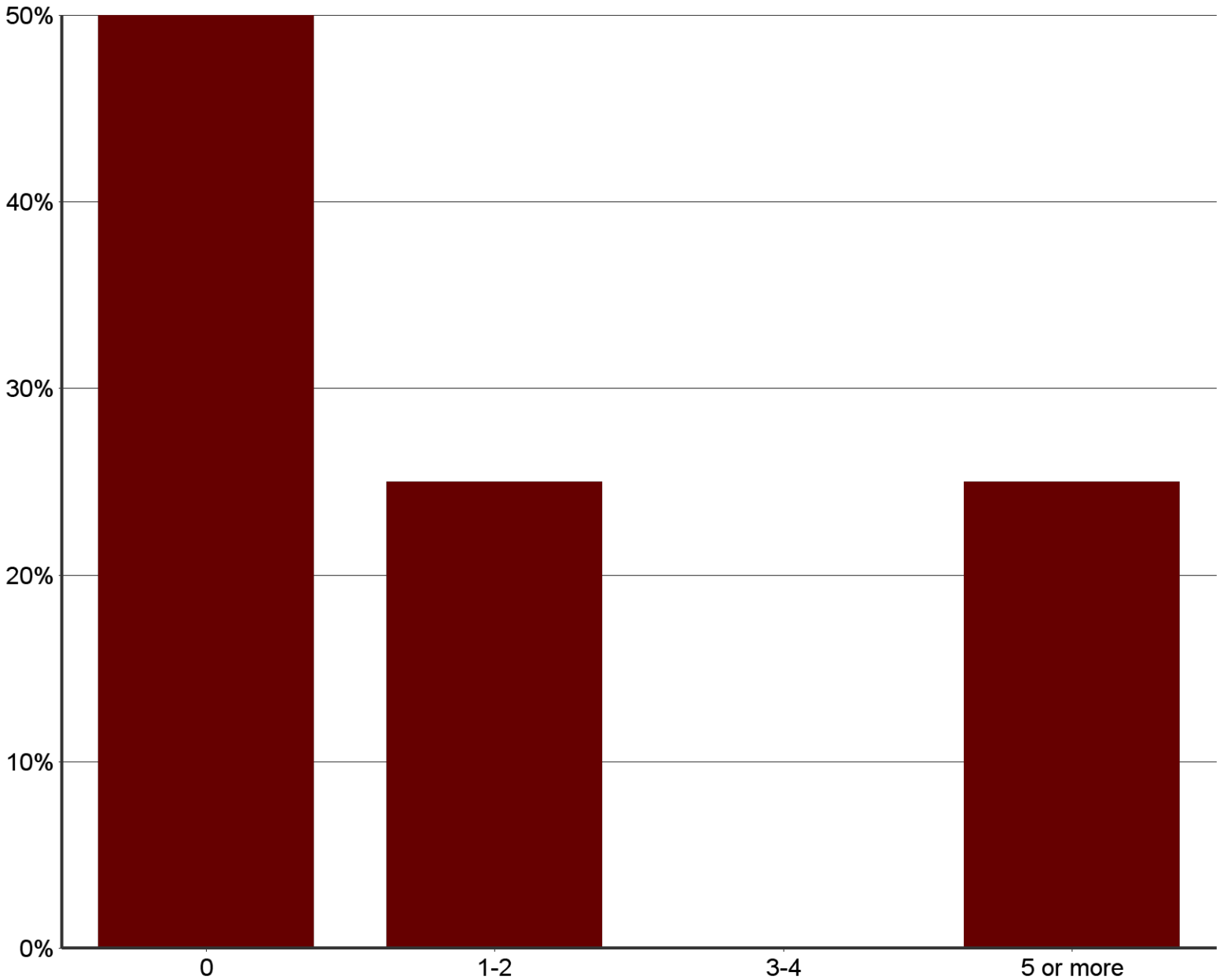
College of Charleston 2016 Alumni Survey Results: Class of 2010-2011 Respondents' Who Have Had "0" Full-Time Jobs Since Graduation

Primary Job Search Method



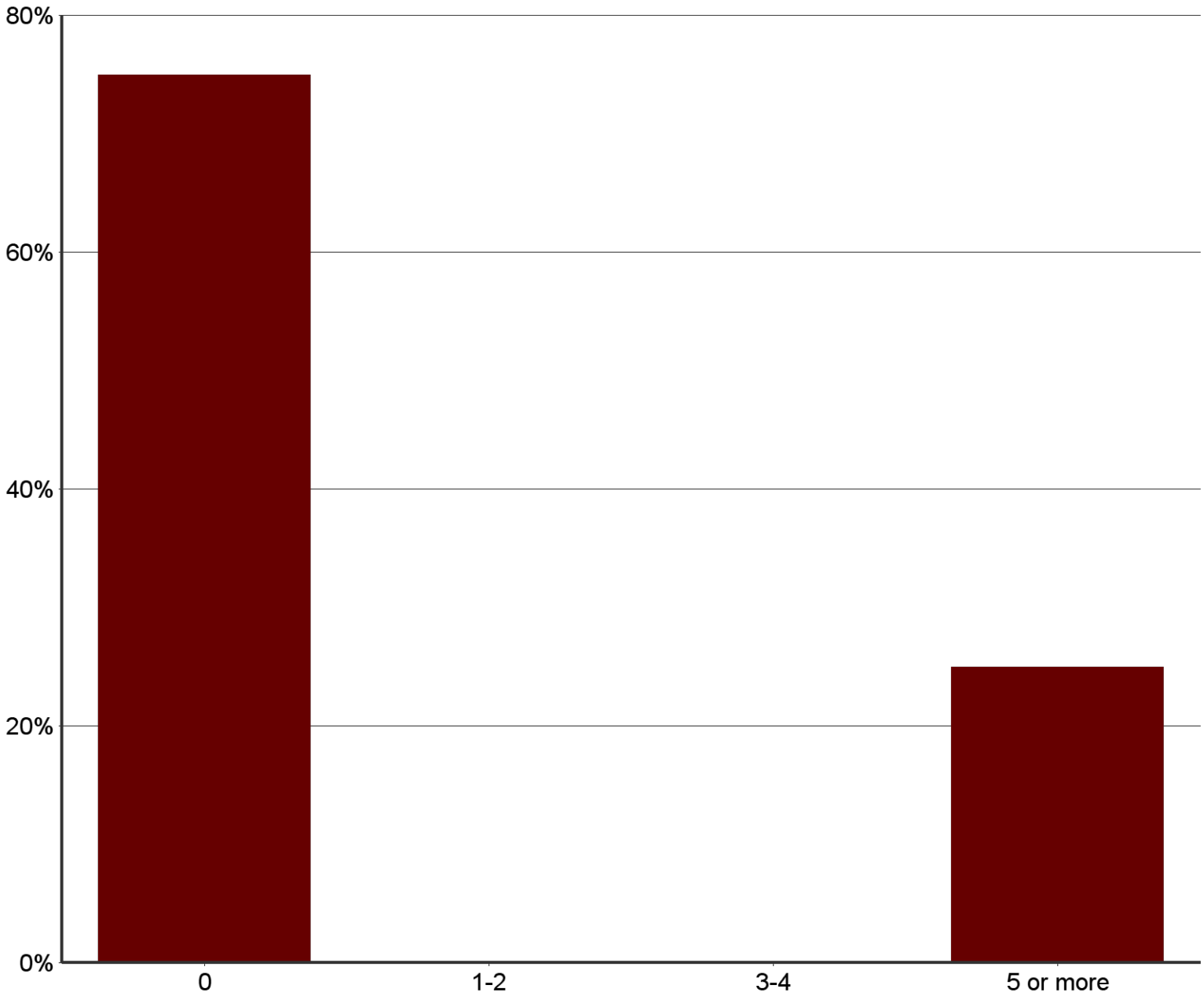
Primary Method Respondents' Used in Their Job Search	N	%
College of Charleston Career Center (CougarJobLink, Career Fair, on-campus interviews)	1	33.33%
Directly applied to online posting via company website or other job search	1	33.33%
Contacted employer directly	0	0.00%
Family and/or friend referral	0	0.00%
College of Charleston alumni and/or employee of the College assisted to secure interview/job	0	0.00%
Other	1	33.33%
Total	3	100.00%

**College of Charleston 2016 Alumni Survey Results: Class of 2010-2011
 Respondents' Who Have Had "0" Full-Time Jobs Since Graduation
 Number of Interviews Participated In During Job Search**



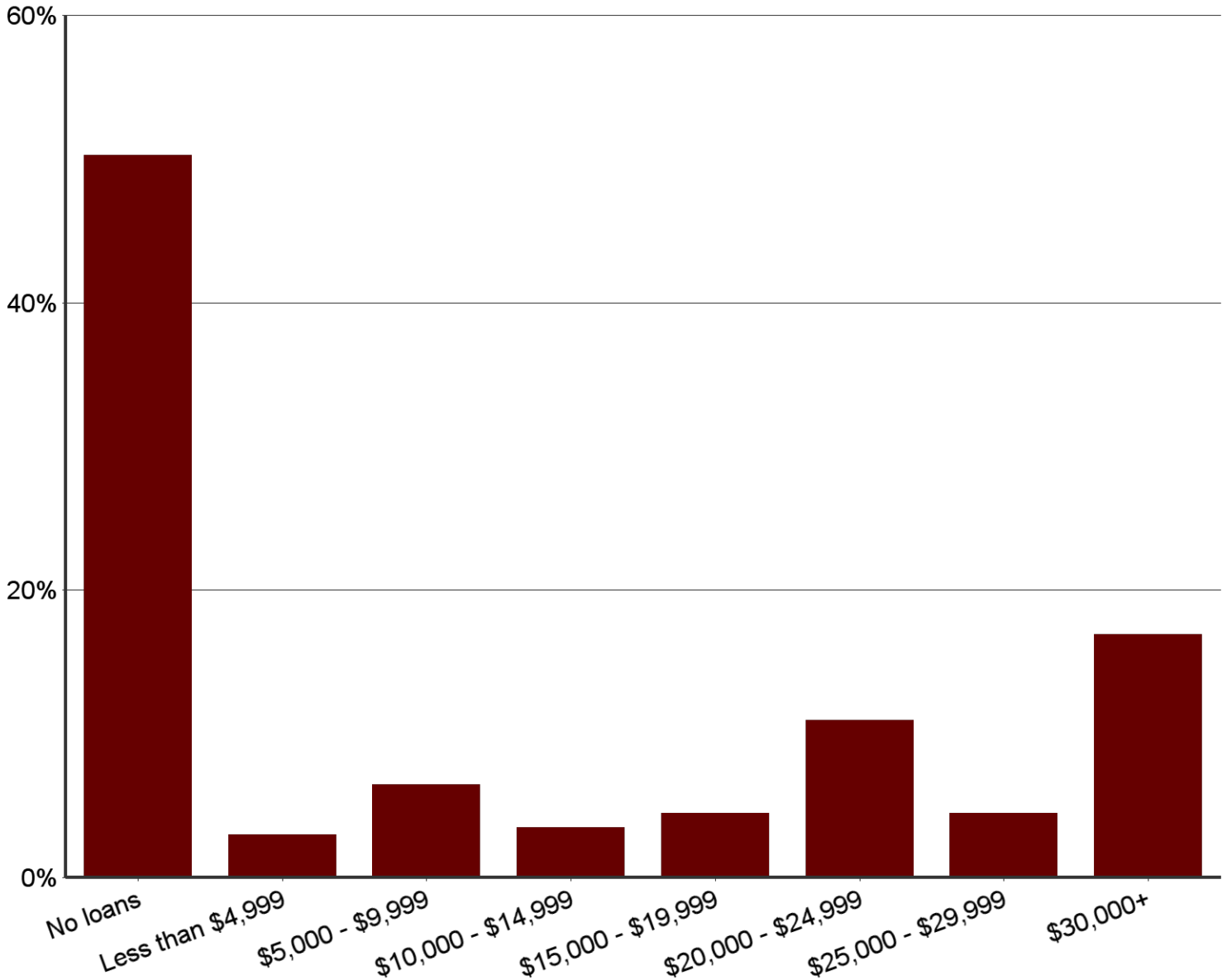
Number of Interviews Respondents' Participated in While Job-Searching	N	%
0	2	50.00%
1-2	1	25.00%
3-4	0	0.00%
5 or more	1	25.00%
Total	4	100.00%

**College of Charleston 2016 Alumni Survey Results: Class of 2010-2011
 Number of Full-Time Job Offers Respondents' Who Have Had
 "0" Full-Time Jobs Since Graduation Received Prior To Graduation**



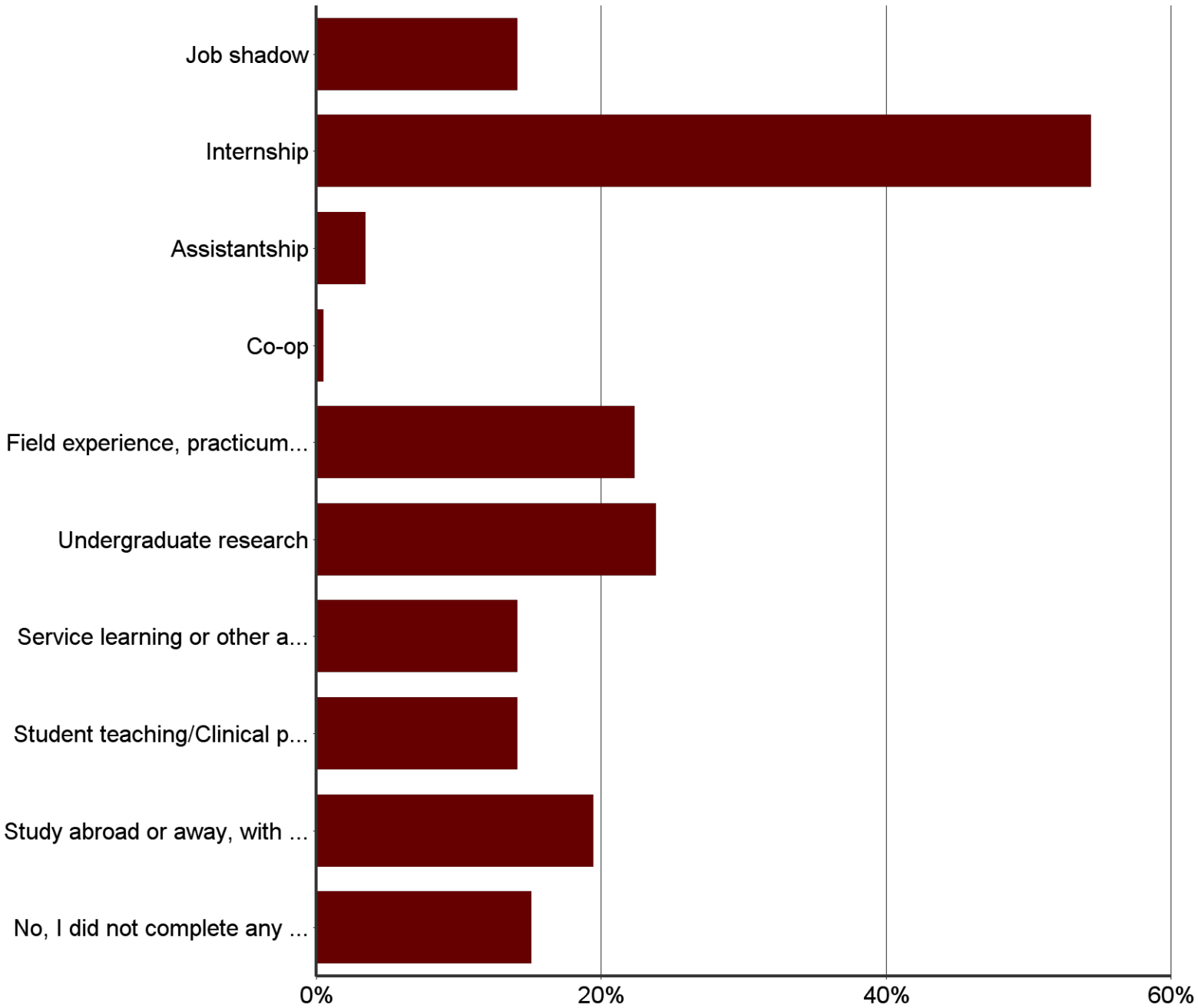
Number of Job Offers Respondents' Received Prior to Graduation	N	%
0	3	75.00%
1-2	0	0.00%
3-4	0	0.00%
5 or more	1	25.00%
Total	4	100.00%

College of Charleston 2016 Alumni Survey Results: Class of 2010-2011 Total Amount of Undergraduate Loans Respondents' Accrued at the Time of Graduation



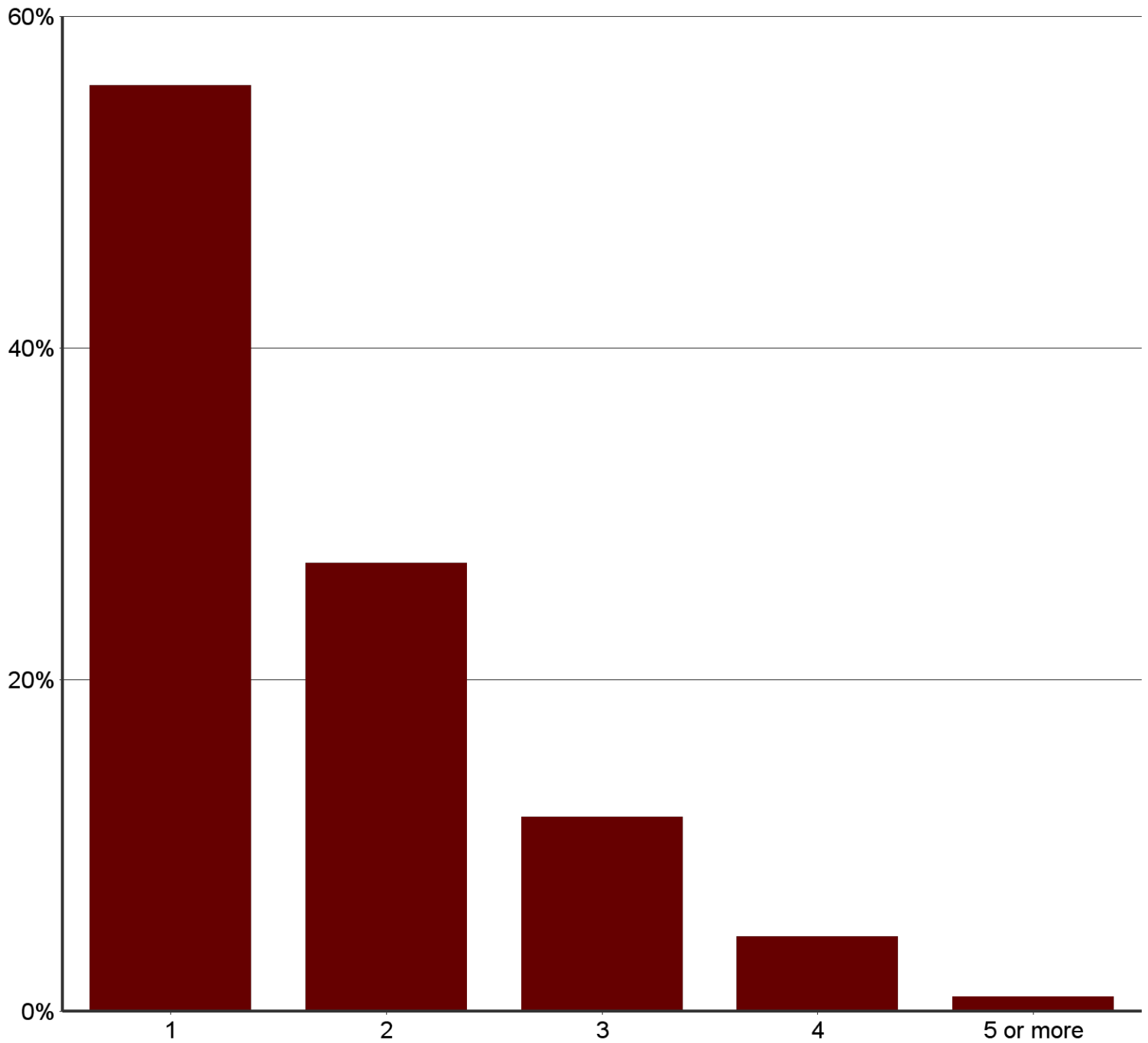
Total Amount of Undergraduate Loans Respondents' Accrued at the Time of Graduation		N	%
No loans		101	50.25%
Less than \$4,999		6	2.99%
\$5,000 - \$9,999		13	6.47%
\$10,000 - \$14,999		7	3.48%
\$15,000 - \$19,999		9	4.48%
\$20,000 - \$24,999		22	10.95%
\$25,000 - \$29,999		9	4.48%
\$30,000+		34	16.92%
Total		201	100.00%

College of Charleston 2016 Alumni Survey Results: Class of 2010-2011 Career Opportunities Completed by Respondents While Workin on Degree



Career Opportunities Completed by Respondents While Working on Degree		N	%
Job shadow		29	14.08%
Internship		112	54.37%
Assistantship		7	3.40%
Co-op		1	0.49%
Field experience, practicum, or clinical experience		46	22.33%
Undergraduate research		49	23.79%
Service learning or other academic volunteering through CofC		29	14.08%
Student teaching/Clinical practice internship		29	14.08%
Study abroad or away, with internship or practicum component		40	19.42%
No, I did not complete any of the above		31	15.05%
Total		373	100.00%

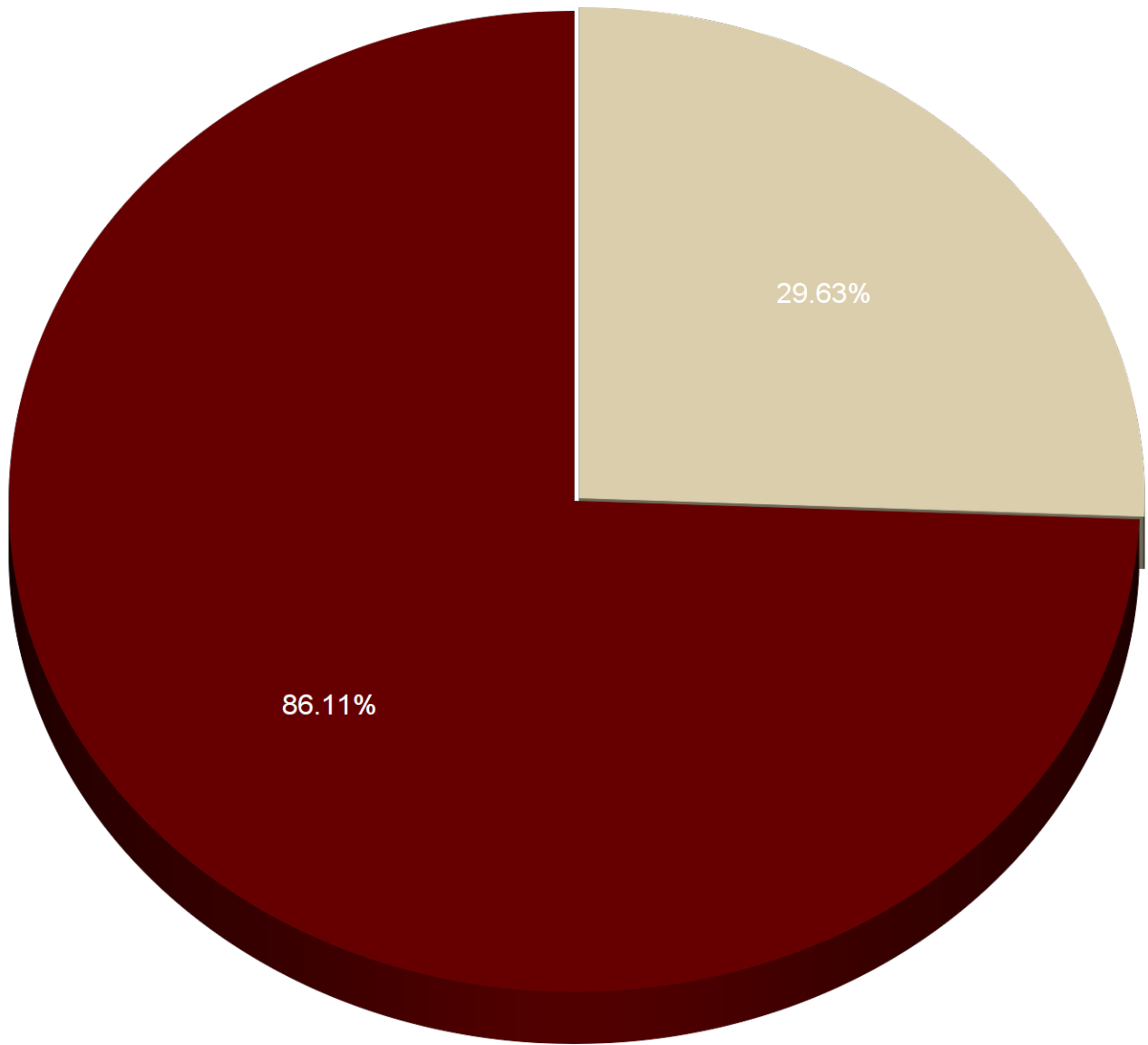
College of Charleston 2016 Alumni Survey Results: Class of 2010-2011 Number of Internships Completed by Respondents



Number of Internships Completed by Respondents		N	%
1		62	55.86%
2		30	27.03%
3		13	11.71%
4		5	4.50%
5 or more		1	0.90%
Total		111	100.00%

College of Charleston 2016 Alumni Survey Results: Class of 2010-2011 Respondents' Internship Experience

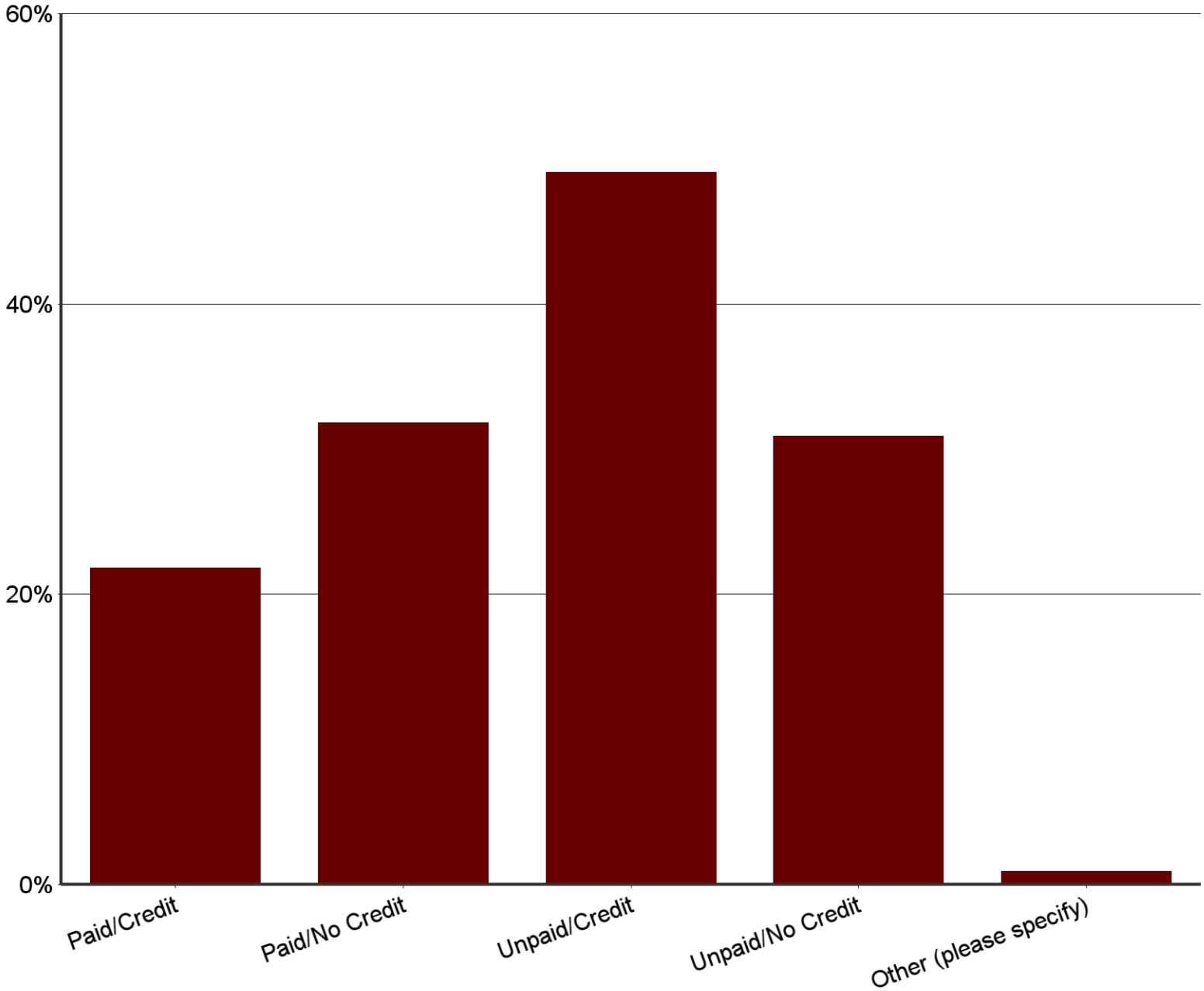
■ Full-time ■ Part-time



Respodents' Internship Exeperience	N	%
Full-time	32	29.63%
Part-time	93	86.11%
Total	125	100.00%

College of Charleston 2016 Alumni Survey Results: Class of 2010-2011

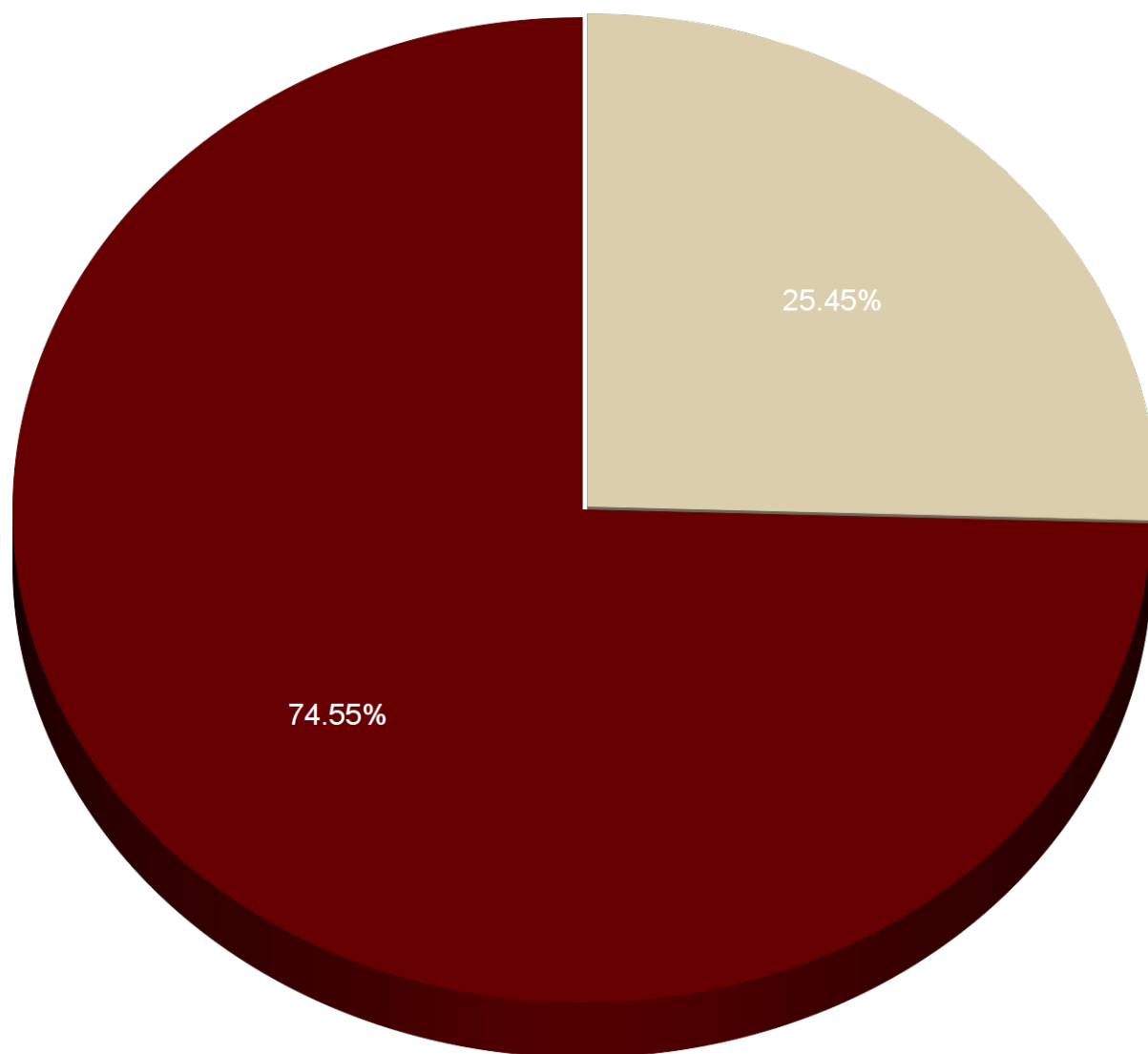
Type of Internships Respondents Participated In



Type of Internship Respondents' Participated In	N	%
Paid/Credit	24	21.82%
Paid/No Credit	35	31.82%
Unpaid/Credit	54	49.09%
Unpaid/No Credit	34	30.91%
Other (please specify)	1	0.91%
Total	148	100.00%

College of Charleston 2016 Alumni Survey Results: Class of 2010-2011 Full-Time Jobs Obtained by Respondents' Internship

■ Yes
 ■ No



Full-Time Jobs Obtained by Respondents' Internship	N	%
Yes	28	25.45%
No	82	74.55%
Total	110	100.00%

College of Charleston 2016 Alumni Survey Results: Class of 2010-2011 Respondents' Plans for Each of the Following Degrees

Degree	Do not plan to pursue	Degree received	Currently enrolled or working toward	Degree you hope to attain in the future	Response	Average Value
Second Bachelor's Degree	160	15	1	4	180	1.16
Master's Degree	46	66	15	66	193	2.52
Law Degree	156	7	5	6	174	1.20
Medical Degree (e.g. MD, DO, DDS, DVM, PharmD)	158	4	4	6	172	1.17
PhD or other Doctoral Degree	135	2	6	32	175	1.63
Certificate	110	22	10	29	171	1.75
Other:	51	3	4	3	61	1.33

College of Charleston 2016 Alumni Survey Results: Class of 2010-2011 Respondents' Graduate Institutions

Graduate Institutions

The Citadel Graduate College

University of South Carolina

University of Miami

New York University School of Law

University of Alabama

University of Sorbonne

Medical University of South Carolina

University of South Carolina

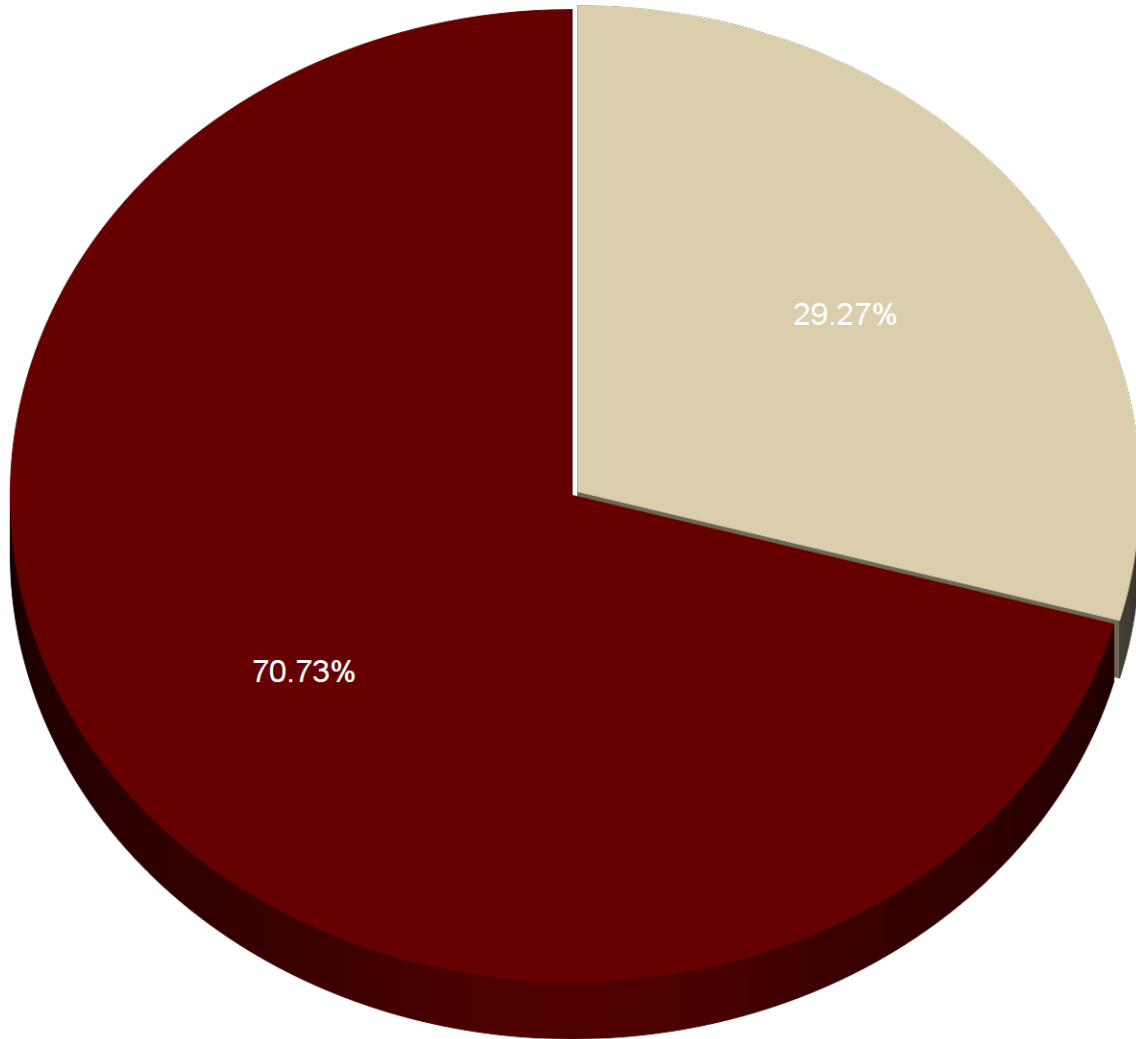
Ball State University

Temple University

This table has more than 10 rows. [Click here to view all responses.](#)

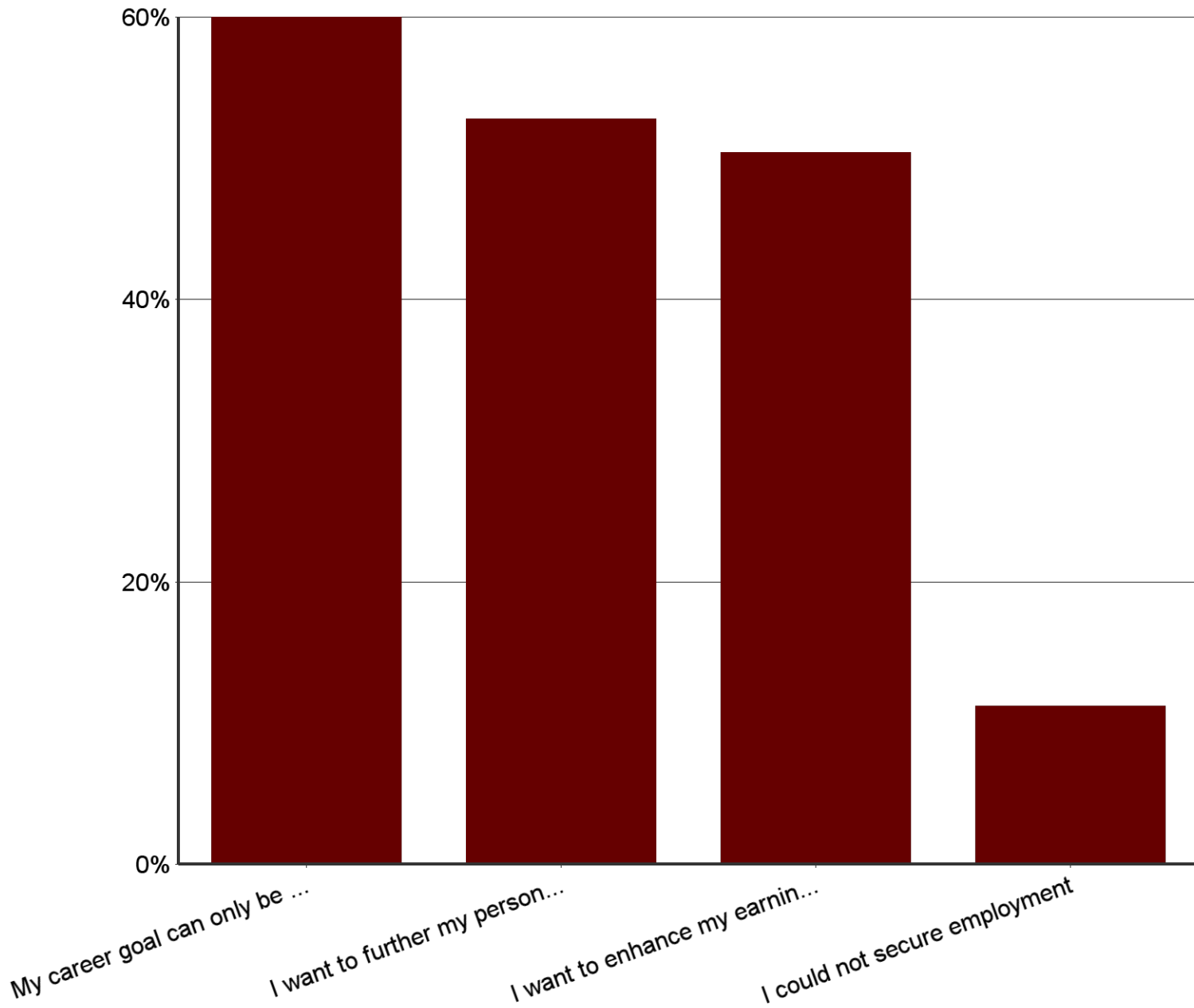
College of Charleston 2016 Alumni Survey Results: Class of 2010-2011 Respondents Who Received a Graduate Assistantship/Fellowship

Yes No



Respondents' Who Received a Graduate Assistanships/Fellowships	N	%
Yes	36	29.27%
No	87	70.73%
Total	123	100.00%

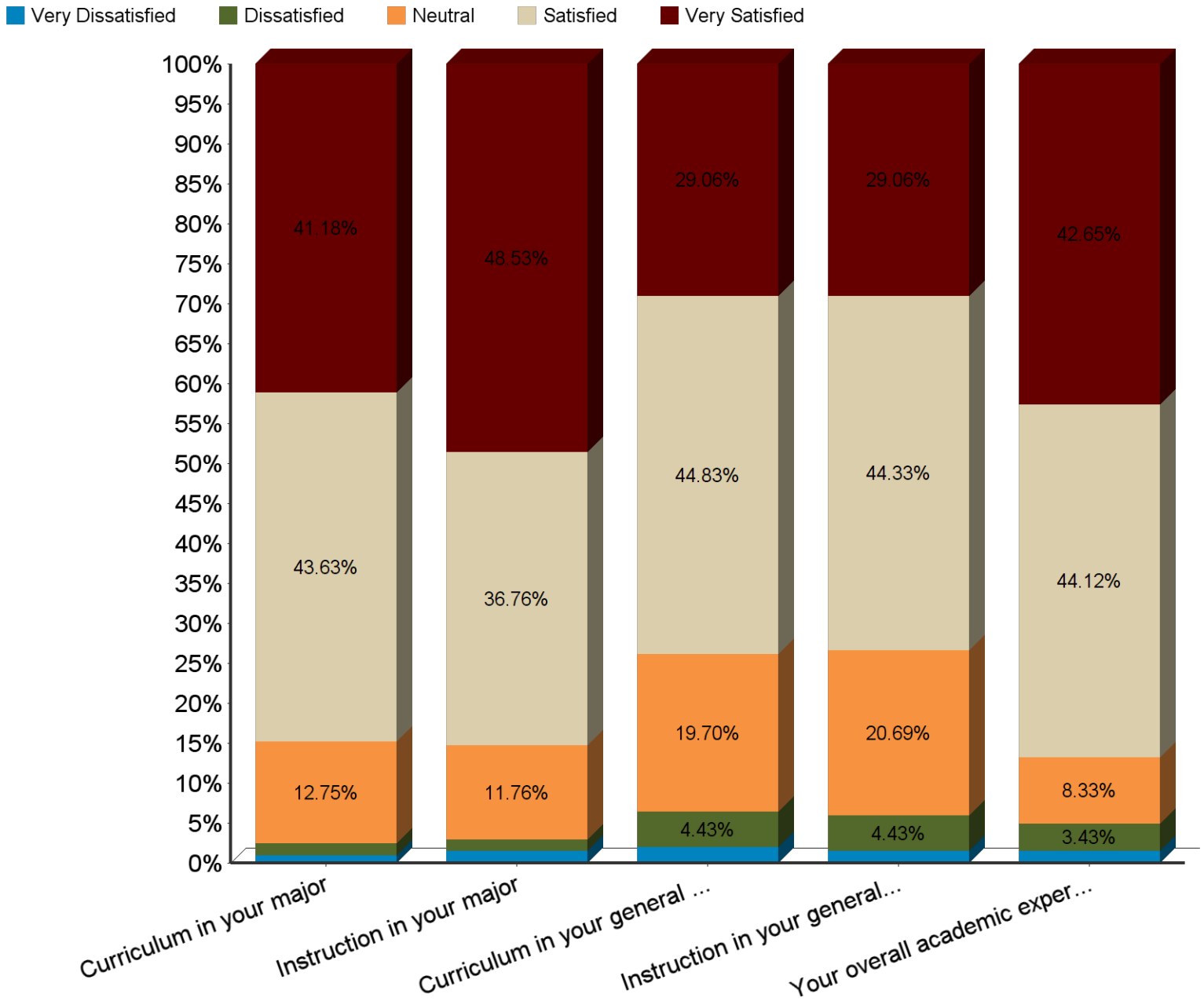
College of Charleston 2016 Alumni Survey Results: Class of 2010-2011 Respondents' Reason For Seeking Further Education



Respondents' Reason for Seeking Further Education	N	%
My career goal can only be obtained through further education	75	60.00%
I want to further my personal growth	66	52.80%
I want to enhance my earning potential	63	50.40%
I could not secure employment	14	11.20%
Total	218	100.00%

College of Charleston 2016 Alumni Survey Results: Class of 2010-2011

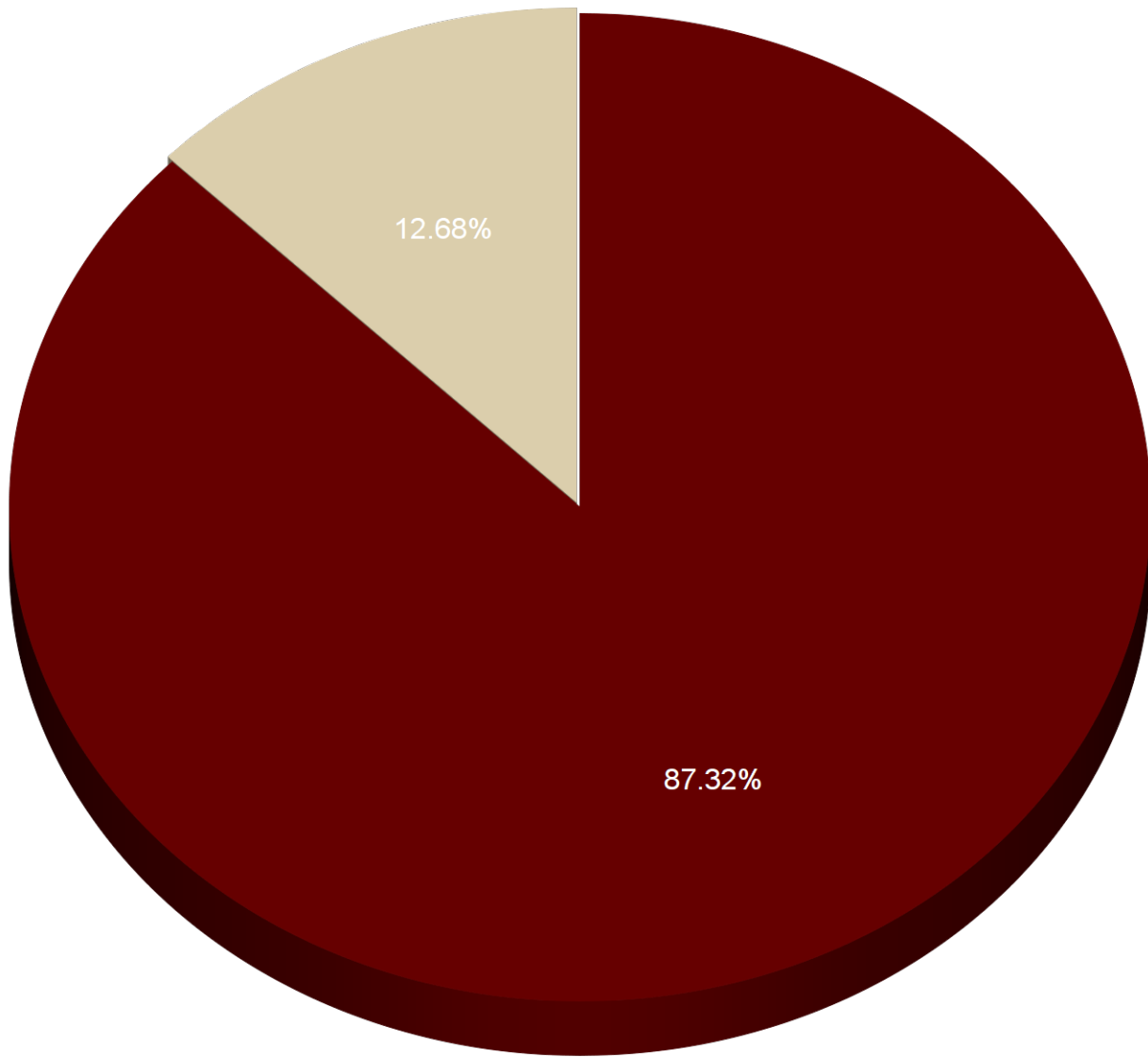
Respondents' Satisfaction with the College of Charleston



College of Charleston	Very Dissatisfied	Dissatisfied	Neutral	Satisfied	Very Satisfied	Response	Average Value
Curriculum in your major	2	3	26	89	84	204	4.23
Instruction in your major	3	3	24	75	99	204	4.29
Curriculum in your general education program	4	9	40	91	59	203	3.95
Instruction in your general education program	3	9	42	90	59	203	3.95
Your overall academic experience	3	7	17	90	87	204	4.23

College of Charleston 2016 Alumni Survey Results Would Choose the College of Charleston Again

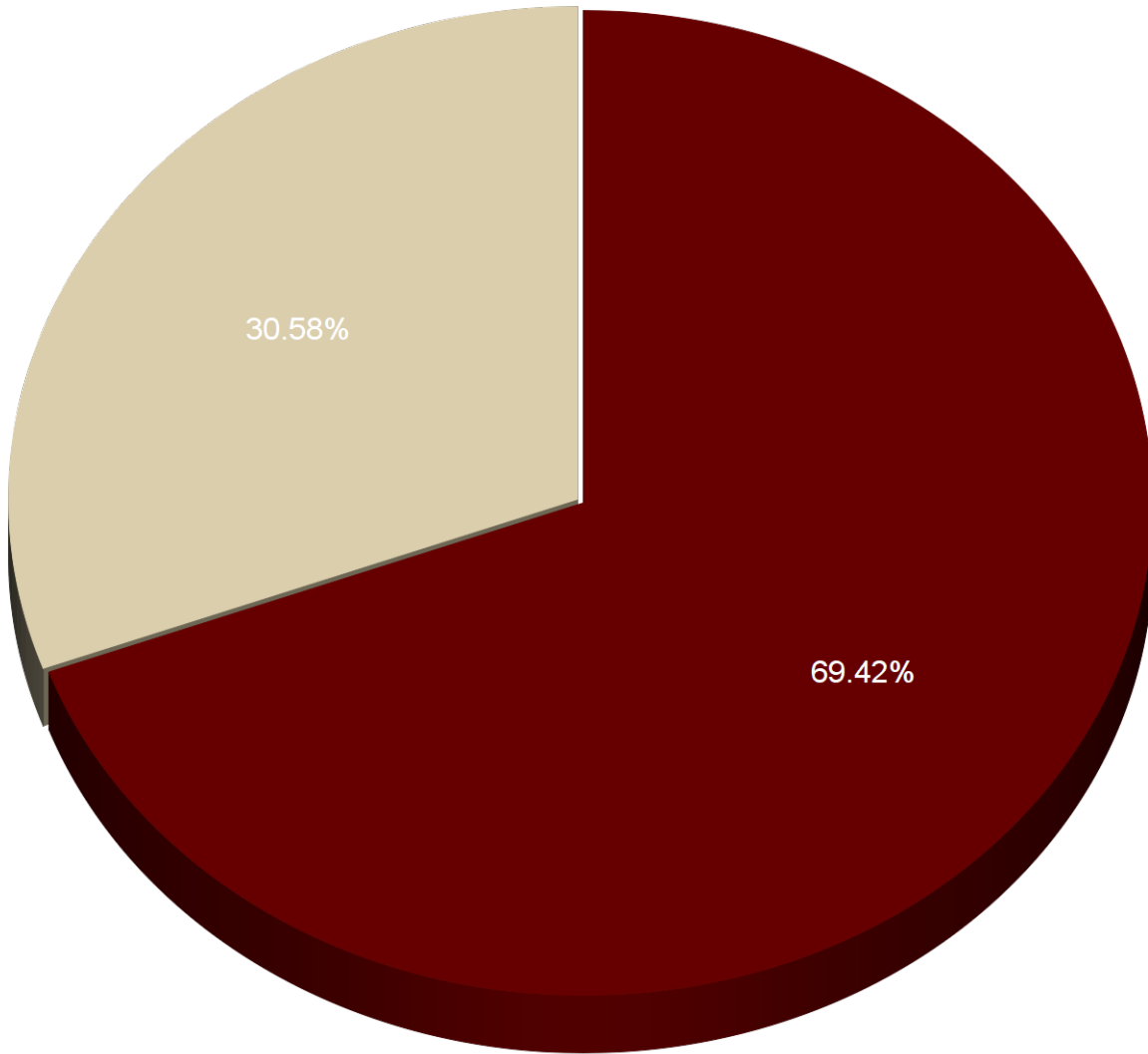
■ Yes
 ■ No



Would Choose the College of Charleston Again	N	%
Yes	179	87.32%
No	26	12.68%
Total	205	100.00%

College of Charleston 2016 Alumni Survey Results: Class of 2010-2011 Would Choose the Same Major Field of Study Again

■ Yes ■ No



Would Choose the Same Major Field Again	N	%
Yes	143	69.42%
No	63	30.58%
Total	206	100.00%

College of Charleston 2016 Alumni Survey Results: Class of 2010-2011 Career Opportunities Respondents Participated In

Frequency of participation						
Opportunity	Never	Less often	Annually	Monthly	Weekly	N
Career related advanced education or training	21	29	51	59	30	190
Lifelong learning or personal enrichment studies outside your career area(s)	24	44	30	39	52	189
Professional or service organizations	44	25	61	40	18	188
Volunteer, public, or community service	32	40	57	44	15	188
Social or recreational organization	35	32	31	51	40	189
Support or participation in the arts	36	51	54	30	17	188

CofC influence					
Opportunity	Not at all	Some-what	Moderately	Strongly	N
Career related advanced education or training	87	35	26	17	165
Lifelong learning or personal enrichment studies outside your career area(s)	76	28	34	28	166
Professional or service organizations	81	33	36	13	163
Volunteer, public, or community service	77	43	29	15	164
Social or recreational organization	74	34	34	22	164
Support or participation in the arts	62	41	38	21	162

College of Charleston Alumni Survey Results: Class of 2010-2011

Appendix A

Category of Current Status (“other” defined)

Own a small business
Stay at home mom
Graduate school full time and employed full time
Entrepreneur
Post graduate medical training- residency
Domestic Engineer/ Homeschool Parent

Appendix B

Category of Current Employment (“other” defined)

Dialysis social work	Alternative Medicine
Construction	Accounting
Digital Design & Technology Agency	Banking
Data analysis	Student
Law School	UNEMPLOYED
Full-time Graduate Student	Aviation
Consulting	Fashion
Flight Attendant	Stay at home mom
Advertising	

Appendix C

Category of Reasons of Current Job Not Related To Major (“other” defined)

I was an English major and did not want to teach
Went to grad school and got a different degree (MBA)
I don't understand what sort of career my major was supposed to prepare me for.

Appendix D

Category of Methods to Obtain Current Employment (“other” defined)

Recruiting service	Civil Service Exam	I created the company
Graduate Program Career Services	Linkedin	angel.co
South Carolina aquarium	Went to MUSC for BSN	Headhunter
USAJobs	My current graduate program at UNCC.	Volunteer position
Master’s Degree in Public Health from Emory University	Internal job posting networking	My grandfather owns the store.
Staffing agency	My original position in the company	Stanford Graduate School of Business Connection
Working overseas	the company website	AAPG Student Expo
Law School	I am a full-time student	Game Recruiter found the job
Washington Semester Internship Program	Internship	Informational interviews
Attended career fair	Internet	Graduate school career center
Law school	SIFE program.	NYS department of education website
Recruited by firm	Graduate school applications	Online job boards

Appendix E

Category of Primary Job Search Methods (“other” defined)

Stay at home parent

Appendix F

Type of Internship Reported (“other” defined)

Paid and half off room

Appendix G

Responses of Future Degrees (“other” defined)

Associates	Certified Cicerone
Second Masters	Actuarial certification
Nursing	TEFL Certification
Scuba instructor	PG license
3rd Bachelor's	Mdiv

Appendix H

Complete List of Reported Graduate Institutions

The Citadel Graduate College
University of South Carolina
University of Miami
New York University School of Law
University of Alabama
University of Sorbonne
Medical University of South Carolina
University of South Carolina
Ball State University
Temple University

Appendix I

Complete List of Reported Academic Disciplines

Literacy Education	Toxicology	Software Engineering
Social Work	Chemistry	Nurse Anesthesia
Physical Oceanography	Urban & Regional Planning	Geology
Law	Illustration	Computer Information Systems
Operations Management	Chemistry	Digital Arts Production
French	International Development	M.D.
Doctorate of Pharmacy	Organizational Leadership	Business Analytics
Sport and Entertainment Management	Accounting	International Affairs
Applied Behavior Analysis	Physician Assistant	History
School psychology	Ayurvedic Practitioner	Cognitive Science
Special education	Business Administration	Clinical Laboratory Science
J.D.	Secondary Education	Interior Design
Business and Spanish	Communications	Gifted Education
Education	International relations	Environmental Science
City and Regional Planning	English	Counseling
Special education	Travel & Tourism	Elementary Education
Medicine	Financial Mathematics	BS Marine Biology
Leadership	MBA	History
Historic Preservation	Public Health	Early Childhood Education
Masters in Paralegal Studies	Anthropology	Geophysics
Reading Education	Accountancy	Counseling Psychology
Administration	Paralegal	
Higher Education	Languages/Education	
	Tropical Medicine	

Appendix J

Complete List of Reported 1st and 2nd Majors

BIOL - Biology	25
BADM - Business Administration	25
POLS - Political Science	26
COMM – Communication	21
PSYC - Psychology	18
INTB - International Business	10
ENGL - English	9
PEHD - Physical Education	7
CHEM - Chemistry	7
HPCP - Historic Preservation and Community Planning	6
HIST - History	7
GEOL - Geology	6
EDMG - Middle Grades Education	5
CSCI - Computer Science	5
EDCG - Secondary Education Cognate	5
RELS - Religious Studies	4
SOCY - Sociology	4
EDEC - Early Childhood Education	4
EDSP - Special Education	4
SPAN - Spanish	4
EDEL - Elementary Education	4
ACCT - Accounting	4
ECON - Economics	4
HTMT - Hospitality and Tourism Management	9
THTR - Theatre	2
MATH - Mathematics	2
ARTM - Arts Management	4
WGST - Women's and Gender Studies	2
ARTS - Studio Art	2
EDHS - Secondary Education Cert. (History)	2
MBIO - Marine Biology	2
ARTH - Art History	4
PHIL - Philosophy	2
PHYS - Physics	1
INFS - Computer Information Sciences	1
CLAS - Classics	1
ANTH - Anthropology	1
GRMN - German	1
SMFT - Science and Math for Teachers	1
EDEN - Secondary Education Cert. (English)	1
BIOC - Biochemistry	1